



1979

COACHES FIELD HOCKEY YEARBOOK

1979 FIELD HOCKEY
 VARSITY

<u>NO.</u>	<u>NAME</u>	<u>YEAR</u>	<u>SEASON</u>
3	Amy Armstrong	JR.	3
1	Melinda Bort	SR.	3
9	Jill Foehrkalb	SOPH.	2
4	Sandy Gerstenecker	JR.	2
2	Tina Greer	SR.	3
7	Kate Henderson	JR.	3
23	Kyle Henderson	SOPH.	2
8	Lisa Henderson	SR.	3
5	Sharree Hoskins	SOPH.	2
15	Becky Kolesa	SR.	3
22	Carol Lexow	JR.	3
24	Gail Niebur	JR.	3
10	Peg O'Laughlin	SR.	3

JR. VARSITY

17	Marina Bort	FR.	1
11	Wendy Firshing	FR.	1
19	Jenny Foehrkalb	FR.	1
21	Sue Gerstenecker	FR.	1
26	Liz Horvath	FR.	1
20	Debbie Lange	SOPH.	2
6	Linda Ludwig	SOPH.	2
14	Patty Ponce	SOPH.	2
18	Dearyle Reising	SOPH.	1
25	Kathy Scheibal	FR.	1
12	Dawn Schoenleber	FR.	1
6	Iris Schoenleber	SOPH.	1
13	Gena Umberger	SOPH.	1

2 -

✓ News Demos
 234-1005

✓ Post
 800-325-7600
 marsha Sargunette

✓ Globe
 314-342-1380
 1382
 55

✓ Altam
 463-2565

Herald
 344-0264

Post Fri mte
 621-7366
 call collect
 Ltr

Intell

656 4700



FIELD HOCKEY SCORE SHEET

HOME

Shots Asst. Goals No.

PLAYERS

POS.

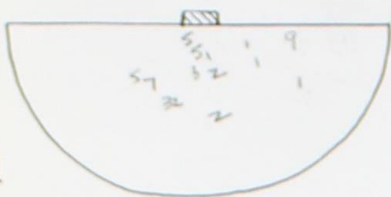
VISITORS

PLAYERS

No. Goals Asst. Shots

DATE 9/17/79
FIELD GOOD - SHORT GRASS
CONDITIONS WARM / 70's CLOUDY

SHOT CHART



*Great game
Kolesa*

PENALTY CORNERS

1 2 3 4 5 6 7 8 9 10
11 12 13 14 15 16 17 18 19 20
21 22 23 24 25 26 27 28 29 30

18

CORNERS

1 2 3 4 5 6 7 8 9 10
11 12 13 14 15 16 17 18 19 20
21 22 23 24 25 26 27 28 29 30

2

SHOTS AT GOAL

1 2 3 4 5 6 7 8 9 10
11 12 13 14 15 16 17 18 19 20
21 22 23 24 25 26 27 28 29 30
31 32 33 34 35 36 37 38 39 40
41 42 43 44 45 46 47 48 49 50

22

GOALIE SAVES

1 2 3 4 5 6 7 8 9 10
11 12 13 14 15 16 17 18 19 20
21 22 23 24 25 26 27 28 29 30
31 32 33 34 35 36 37 38 39 40

1

HOME	Shots	Asst.	Goals	No.	PLAYERS	POS.	GOAL	VISITORS	No.	Goals	Asst.	Shots
					10 O'Laughlin	GOAL		KRIS STIER HOLTZ	54			
					15 Kolesa	RB		MACLIN	13			
					4 Gerstewecker	LB		KLOTZER	33			
					22 Laxow	RHB		BAKER	52			
3					2 Greer	CHB		HUBER	24			
1	1				7 Henderson Kate	LHB		WEINHOLD	23			
2		1			9 Fohrkala	RW		FINK	20			
6	1				1 Bort	RI		TAMPON	10			
4					3 Armstrong	CF		PECK	21			
5					5 Hoskins	LI		McGraw	22			
1					8 Henderson L	LW		MOORE	12			

SUBS		HOME	Shots	Asst.	Goals	No.	PLAYERS	POS.	GOAL	VISITORS	No.	Goals	Asst.	Shots
		23					Henderson Kyle			BURG DREF	25			
		24					Neuber			STHERITOLZ	51			
										PHELPS	50			
										WILLE	32			

SCORING

TIME IN
6:22
28:18

TEAM	PLAYER	PER.	TIME	ASSIST.	HOW SCORED
HOME	Henderson Kate	1	23:45		Rebound from
HOME	Fohrkala J	2	1:42	Bort	centered pass wide range out

PERIOD SCORES

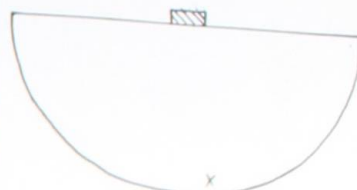
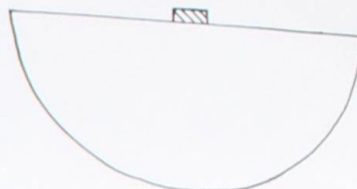
TEAM	1	2	O.T.	O.T.	P.S.	FINAL
HOME						2
VISITORS						0

UMPIRES

Jane O'Zanghi
Ruth Neuber

SCOREKEEPER

TIMER



PENALTY CORNERS

1 2 3 4 5 6 7 8 9 10
11 12 13 14 15 16 17 18 19 20
21 22 23 24 25 26 27 28 29 30

1

CORNERS

1 2 3 4 5 6 7 8 9 10
11 12 13 14 15 16 17 18 19 20
21 22 23 24 25 26 27 28 29 30

C

SHOTS AT GOAL

1 2 3 4 5 6 7 8 9 10
11 12 13 14 15 16 17 18 19 20
21 22 23 24 25 26 27 28 29 30
31 32 33 34 35 36 37 38 39 40
41 42 43 44 45 46 47 48 49 50

1

GOALIE SAVES

1 2 3 4 5 6 7 8 9 10
11 12 13 14 15 16 17 18 19 20
21 22 23 24 25 26 27 28 29 30
31 32 33 34 35 36 37 38 39 40

17



FIELD HOCKEY SCORE SHEET

HOME

Shots Asst. Goals No.

PLAYERS

POS.

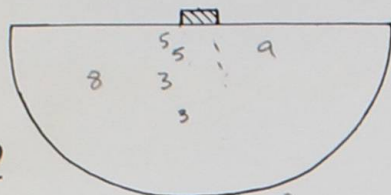

VISITORS

PLAYERS

No. Goals Asst. Shots

DATE 9/17/79
FIELD 9000 - SHORT GRASS
CONDITIONS WARM / 70's CLOUDY

SHOT CHART



Green Kolosa good game

PENALTY CORNERS

1 2 3 4 5 6 7 8 9 10
11 12 13 14 15 16 17 18 19 20
21 22 23 24 25 26 27 28 29 30

18

CORNERS

1 2 3 4 5 6 7 8 9 10
11 12 13 14 15 16 17 18 19 20
21 22 23 24 25 26 27 28 29 30

2

SHOTS AT GOAL

1 2 3 4 5 6 7 8 9 10
11 12 13 14 15 16 17 18 19 20
21 22 23 24 25 26 27 28 29 30
31 32 33 34 35 36 37 38 39 40
41 42 43 44 45 46 47 48 49 50

22

GOALIE SAVES

1 2 3 4 5 6 7 8 9 10
11 12 13 14 15 16 17 18 19 20
21 22 23 24 25 26 27 28 29 30
31 32 33 34 35 36 37 38 39 40

1

		10	O'HAUGHNIN	GOAL	STIER ^{KRIS} HOLTZ	54			
		15	KOLESA	RB	MACLIN	13			
		4	GERSTENECKER	LB	KLOTZER	33			
		22	LEXOW	RHB	BAKER	52			
3		2	Greer	CHB	HUBER	24			
1	1	7	HENDERSON KATE	LHB	WEIN HOLD	23			
2	1	9	FoehrKALB	RW	FINK	20			
6	1	1	BORT	RI	TAMPON	10			
4		3	ARMSTRONG	CF	PECK	21			
5		5	HOSKINS	LI	McGRAW	22			
1		8	HENDERSON L	LW	MOORE	12			

		23	HENDERSON Kyle		BURG DORF	25			
		24	Neuber		STHER HOLTZ	51			
					PHELPS	50			
					WILLE	32			

SCORING

TIME IN
6:22
28:18

TEAM	PLAYER	PER.	TIME	ASSIST.	HOW SCORED
EDW	HENDERSON KATE	1	23:48		Rebound from
EDW	FoehrKALB J	2	1:42	BORT	centered from wing 10yd out

PERIOD SCORES

TEAM	1	2	O.T.	O.T.	P.S.	FINAL
EDW						3
LUTHERAN						0

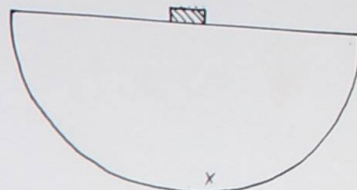
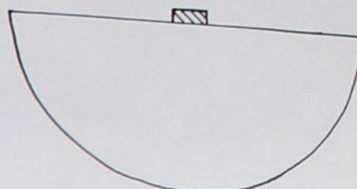
UMPIRES

*Jane O'Zaylin
Ruth Neuber*

SCOREKEEPER

*N. Meyer
Stinwell*

TIMER



PENALTY CORNERS

X 2 3 4 5 6 7 8 9 10
11 12 13 14 15 16 17 18 19 20
21 22 23 24 25 26 27 28 29 30

1

CORNERS

1 2 3 4 5 6 7 8 9 10
11 12 13 14 15 16 17 18 19 20
21 22 23 24 25 26 27 28 29 30

0

SHOTS AT GOAL

1 2 3 4 5 6 7 8 9 10
11 12 13 14 15 16 17 18 19 20
21 22 23 24 25 26 27 28 29 30
31 32 33 34 35 36 37 38 39 40
41 42 43 44 45 46 47 48 49 50

1

GOALIE SAVES

1 2 3 4 5 6 7 8 9 10
11 12 13 14 15 16 17 18 19 20
21 22 23 24 25 26 27 28 29 30
31 32 33 34 35 36 37 38 39 40

17



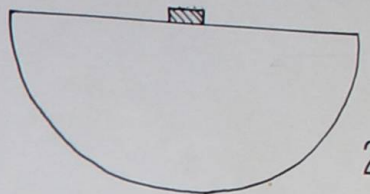
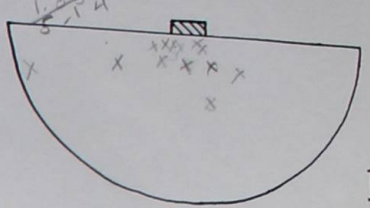
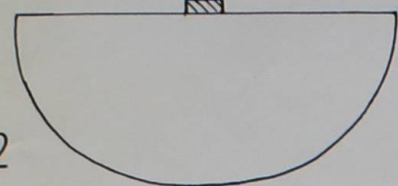
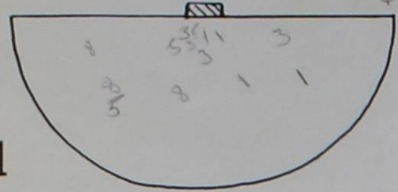
FIELD HOCKEY SCORE SHEET

DATE 9/20/79
 FIELD _____
 CONDITIONS over-cast
 Pen 104.00
1.00
5-14
 70s

SHOT CHART
 HOME

VISITORS Cor Jesu

Shots Asst. Goals No. PLAYERS POS. PLAYERS No. Goals Asst. Shots



Shots	Asst.	Goals	No.	PLAYERS	POS.	PLAYERS	No.	Goals	Asst.	Shots
-	-	-	10	O'Laughlin	GOAL	Schwester, Dorothy				
-	-	-	15	Kojeba	RB	Weidinger, Janet				
-	-	-	4	Gerstenecker	LB	Kirchhoff, Lisa				
-	-	-	22	Lexow	RHB	Watkins, Eve				
-	-	-	2	Greer	CHB	Walsh, Maggie				
-	1	-	7	Henderson, Kate	LHB	O'Neill, Libby				
-	-	-	9	Foehrkalb	RW	Belford, Linda				
4	-	2	1	Bort	RI	Bell, Nancy				
4	2	-	3	Armstrong	CF	Wanner, Francis				
3	-	1	5	Hopkins	LI	Steinberg, Jeanne				
3	1	1	8	Henderson, Lisa	LW	Thvet, Sherric				

SUBS

				23 Henderson, Kyle	X	Dirks, Diane	X			
				24 Nichur, Gail		Sapientza, Jeanne	X			

SCORING

TIME IN	TEAM	PLAYER	PER.	TIME IN	ASSIST.	HOW SCORED
	Cor Jesu	Wanner	1	7:00		penalty
	Edw	Bort	1	4:00	Armstrong	penalty
	Edw	Bort	2	21:00	Henderson, L.	penalty
	Edw	Hopkins	1	29:30	Henderson, L.	penalty
	Cor Jesu	Belford	2	19:10		scramble
	Cor Jesu	Thvet	2	22		scramble
	Edw	Henderson, L.	2	25:00	Armstrong	pass from

PERIOD SCORES

TEAM	1	2	O.T.	O.T.	P.S.	FINAL
Edw	3	2				5
Cor Jesu						3

UMPIRES Jean Succione SCOREKEEPER N. Mayer
Sherric Rosen TIMER _____

PENALTY CORNERS
 1 2 3 4 5 6 7 8 9 10
 11 12 13 14 15 16 17 18 19 20
 21 22 23 24 25 26 27 28 29 30

CORNERS
 1 2 3 4 5 6 7 8 9 10
 11 12 13 14 15 16 17 18 19 20
 21 22 23 24 25 26 27 28 29 30

SHOTS AT GOAL
 1 2 3 4 5 6 7 8 9 10
 11 12 13 14 15 16 17 18 19 20
 21 22 23 24 25 26 27 28 29 30
 31 32 33 34 35 36 37 38 39 40
 41 42 43 44 45 46 47 48 49 50

GOALIE SAVES
 1 2 3 4 5 6 7 8 9 10
 11 12 13 14 15 16 17 18 19 20
 21 22 23 24 25 26 27 28 29 30
 31 32 33 34 35 36 37 38 39 40

PENALTY CORNERS
 1 2 3 4 5 6 7 8 9 10
 11 12 13 14 15 16 17 18 19 20
 21 22 23 24 25 26 27 28 29 30

CORNERS
 1 2 3 4 5 6 7 8 9 10
 11 12 13 14 15 16 17 18 19 20
 21 22 23 24 25 26 27 28 29 30

SHOTS AT GOAL
 1 2 3 4 5 6 7 8 9 10
 11 12 13 14 15 16 17 18 19 20
 21 22 23 24 25 26 27 28 29 30
 31 32 33 34 35 36 37 38 39 40
 41 42 43 44 45 46 47 48 49 50

GOALIE SAVES
 1 2 3 4 5 6 7 8 9 10
 11 12 13 14 15 16 17 18 19 20
 21 22 23 24 25 26 27 28 29 30
 31 32 33 34 35 36 37 38 39 40

Pen
 $\frac{104.00}{3.14} = 33.14$
 $\frac{33.14}{6.23} = 5.32$

$\frac{230}{11} = 20.9$
 $\frac{19}{19} = 1$

$\frac{308}{22} = 14$

called on out of bounds

CJ

runners drop back on defense
for dear

Lex - into middle

Kate #1
Ember Ann/Bat off corner

CF 11 ✓
litty to 22

Lex - snapping

from 25 #2 Kate - Bat

Red from
right

Work
back
free into

11:30
Sepow pane

#4 Lisa

Lexon



FIELD HOCKEY SCORE SHEET

DATE 9/20/79
 FIELD
 CONDITIONS over-cast
 70's

SHOT CHART

HOME

VISITORS Cor Jesu

Shots Asst. Goals No.

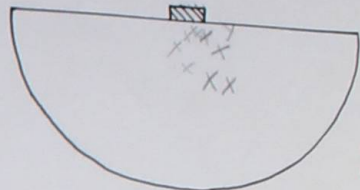
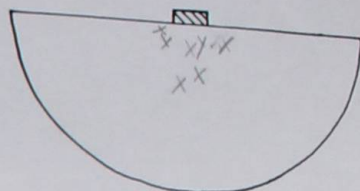

PLAYERS

POS.

PLAYERS

No. Goals Asst. Shots

SHOT CHART



Shots	Asst.	Goals	No.	PLAYERS	POS.	PLAYERS	No.	Goals	Asst.	Shots
-	-	20		Lange, Del	GOAL	Mary Leonard	So			
-	-	20		Marvin, Liz	RB	Lina Capone	So			
-	-	10		Kudwig, Linda	LB	Julie LaRose	So			
-	-	6		Schoenleber, Tru	RHB	Mary Struckoff	So			
1	-	18		Reising, Deavyle	CHB	Beth Baebler	Fr			
-	-	12		Schoenleber, Dawn	LHB	Nancy Sauter	Fr			
-	-	13		Umberger, Gena	RW	Kathy Parkinson Jr				
1	-	14		Ponce, Patty	RI	Drue Grote	So			
-	1	25		Scheibal, Kathy	CF	Gina Tansi	Jr			
-	1	19		Foehrkalb, Jenn	LI	Ginny Wanner	So			
-	-	24		W... ..	LW	Kathy Litwinger	So			

SUBS		PLAYERS	POS.	PLAYERS	POS.
17	Bort, Marina	Fr	Julie Ehrhart	Fr	
11	Fischnig, Wendy	So	Pat Lodoly	So	
21	Gerschnicker, Sue	So	Claudia Reichert	So	
			Nancy Hummel	Fr	

SCORING

TEAM	PLAYER	PER.	TIME	ASSIST.	HOW SCORED
HOME	Scheibal	1	9:20	Ponce	sent in from left
Cor Jesu	Tansi	1	6:20		shot 10' from
Cor Jesu	Tansi	2	17:25		sent in from right
HOME	Foehrkalb	2	19:15	Reising	
Cor Jesu	Tansi	2	19:45		sent in from right

PERIOD SCORES

TEAM	1	2	O.T.	O.T.	P.S.	FINAL
HOME	1	1				2
Cor Jesu	0	3				3

UMPIRES

Jean Succome
Herb Rosen

SCOREKEEPER

TIMER

PENALTY CORNERS

1 2 3 4 5 6 7 8 9 10
 11 12 13 14 15 16 17 18 19 20
 21 22 23 24 25 26 27 28 29 30 0

CORNERS

1 2 3 4 5 6 7 8 9 10
 11 12 13 14 15 16 17 18 19 20
 21 22 23 24 25 26 27 28 29 30 0

SHOTS AT GOAL

1 2 3 4 5 6 7 8 9 10
 11 12 13 14 15 16 17 18 19 20
 21 22 23 24 25 26 27 28 29 30
 31 32 33 34 35 36 37 38 39 40
 41 42 43 44 45 46 47 48 49 50 3

GOALIE SAVES

1 2 3 4 5 6 7 8 9 10
 11 12 13 14 15 16 17 18 19 20
 21 22 23 24 25 26 27 28 29 30
 31 32 33 34 35 36 37 38 39 40 10

PENALTY CORNERS

1 2 3 4 5 6 7 8 9 10
 11 12 13 14 15 16 17 18 19 20
 21 22 23 24 25 26 27 28 29 30 1

CORNERS


1 2 3 4 5 6 7 8 9 10
 11 12 13 14 15 16 17 18 19 20
 21 22 23 24 25 26 27 28 29 30 0

SHOTS AT GOAL

1 2 3 4 5 6 7 8 9 10
 11 12 13 14 15 16 17 18 19 20
 21 22 23 24 25 26 27 28 29 30
 31 32 33 34 35 36 37 38 39 40
 41 42 43 44 45 46 47 48 49 50 17

GOALIE SAVES

1 2 3 4 5 6 7 8 9 10
 11 12 13 14 15 16 17 18 19 20
 21 22 23 24 25 26 27 28 29 30
 31 32 33 34 35 36 37 38 39 40 2



PLAYER	COMMAND	SERIAL NO.
		1
		2
		3
		4
		5
		6
		7
		8
		9
		10
		11
		12
		13
		14
		15
		16
		17
		18
		19
		20
		TOTAL

10/10/56-0446

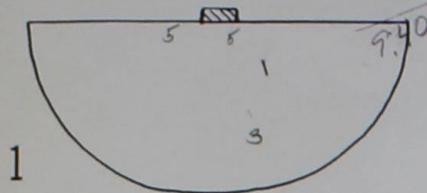
FIELD HOCKEY SCORE SHEET

Varsity
 VISITORS *Granite North* (Real score 1-0) 1-0

DATE *Sept. 24 - 29*
 FIELD *Short - fast*
 CONDITIONS *Hot*

SHOT CHART

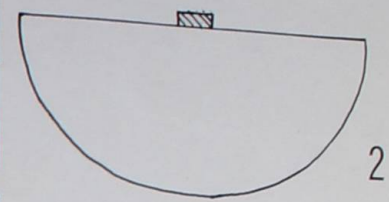
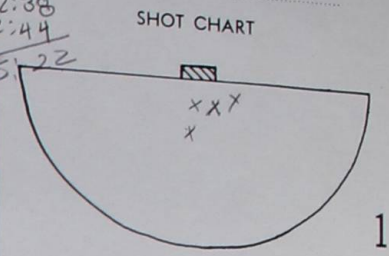
Pen 5:24
 4:16 HOME 2-0
 Shots Asst. Goals No.



Sandy Gustavson
Goal gone

PLAYERS				POS.	PLAYERS				No.	Goals	Asst.	Shots
-	-	-	10	O'Laughlin	GOAL	Fever Ellen	35					
-	-	-	15	Kolesa	RB	Moorse	34					
-	-	-	4	Gerstenacker	LB	Tindell	41					
-	-	-	22	Lexow	RHB	Kalka	33					
1	-	1	2	Greer	CHB	Lybaiger	30					
-	-	-	7	Henderson Kate	LHB	Blebore	23					
2	-	-	9	Feehrab	RW	Epps	20					
1	-	-	1	Bort	RI	Maxfield	43					
1	-	-	3	Armstrong	CF	Siebut	44					
3	-	1	5	Haskins	LI	Heaton	21					
1	-	-	8	Henderson, Lisa	LW	Sharp	32					

SUBS											
			23 Henderson, Kyle								
			24 Niebut								



PENALTY CORNERS

X	2	3	4	5	6	7	8	9	10
11	12	13	14	15	16	17	18	19	20
21	22	23	24	25	26	27	28	29	30

10

CORNERS

X	1	2	3	4	5	6	7	8	9	10
11	12	13	14	15	16	17	18	19	20	
21	22	23	24	25	26	27	28	29	30	

0

SHOTS AT GOAL

X	2	3	4	5	6	7	8	9	10
11	12	13	14	15	16	17	18	19	20
21	22	23	24	25	26	27	28	29	30
31	32	33	34	35	36	37	38	39	40
41	42	43	44	45	46	47	48	49	50

15

GOALIE SAVES

X	2	3	4	5	6	7	8	9	10
11	12	13	14	15	16	17	18	19	20
21	22	23	24	25	26	27	28	29	30
31	32	33	34	35	36	37	38	39	40

1

SCORING

TEAM	PLAYER	PER.	TIME	ASSIST.	HOW SCORED
EDW	Haskins	1	13:50		Scramble
EDW	Greer	2	4:50		Rebound off goalie's stick

PENALTY CORNERS

X	1	2	3	4	5	6	7	8	9	10
11	12	13	14	15	16	17	18	19	20	
21	22	23	24	25	26	27	28	29	30	

0

CORNERS

X	2	3	4	5	6	7	8	9	10
11	12	13	14	15	16	17	18	19	20
21	22	23	24	25	26	27	28	29	30

1

SHOTS AT GOAL

X	2	3	4	5	6	7	8	9	10
11	12	13	14	15	16	17	18	19	20
21	22	23	24	25	26	27	28	29	30
31	32	33	34	35	36	37	38	39	40
41	42	43	44	45	46	47	48	49	50

4

GOALIE SAVES

X	2	3	4	5	6	7	8	9	10
11	12	13	14	15	16	17	18	19	20
21	22	23	24	25	26	27	28	29	30
31	32	33	34	35	36	37	38	39	40

1

PERIOD SCORES

TEAM	1	2	O.T.	O.T.	P.S.	FINAL
EDW	0	0				0
Granite North	0	0				0

UMPIRES *James O'Laughlin* SCOREKEEPER *Nancy Meyer*

Ed Haskins TIMER

Gerhardt get ball
Burgers
Fowath

~~Move the feet!~~

~~Talk~~

~~Recovering 16 on free hit~~

~~Below the knee - Lexow~~

~~Not charging~~

~~Free hit outside circle~~

~~Lexow corner~~

~~Free hits - hit to a space or someone~~

Move to the ball

Don't swipe - stop + hit

Follow your hit

North JV

snapping at fielding
rotate stock

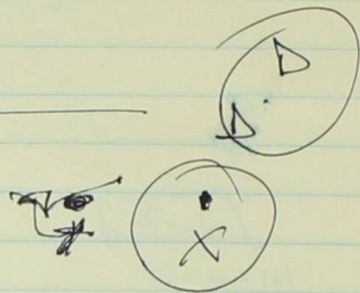
force of feed from top - down at 20yd line

down - take other step

they aren't charging - on corners
control & shoot

W sides

follow hits



→ tail of corner down

← long corner - ^{Schachler} front → down

~~front of corner~~

FIELD HOCKEY SCORE SHEET

VARSITY

DATE Sept. 27, 1979
 FIELD Shant & East
 CONDITIONS Hot

SHOT CHART

HOME

VISITORS

Mascoutah

Pen
1:37
1:02
2:39

SHOT CHART

Shots Asst. Goals No.

PLAYERS

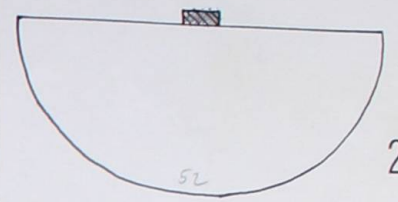
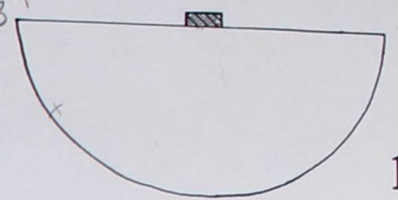
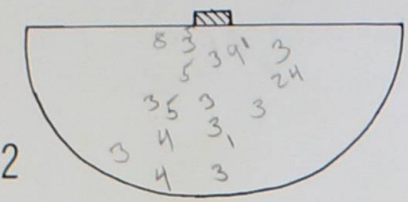
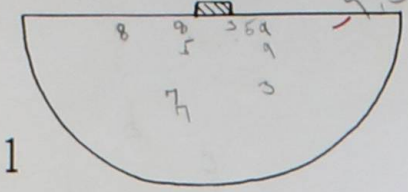
POS.

PLAYERS

No. Goals Asst. Shots

Shots	Asst.	Goals	No.	PLAYERS	POS.	PLAYERS	No.	Goals	Asst.	Shots
-	-	-	10	O'Laughlin	GOAL	Barricento	43			
-	-	1	15	Kolega	RB	Cross	32			
2	-	1	4	Gerstenbecker	LB	Ankenbauer	44			
-	-	-	22	Lexow	RHB	Thomas	45			
-	-	-	2	Greer	CHB	Horton	25			
2	-	-	7	Henderson-Kate	LHB	Knicker	34			
3	2	-	9	Foehralt	RW	Steffen	51			
2	1	-	1	Bort	RI	Ohl	13			
11	-	1	3	Armstrong	CF	Nremitz	41			
5	-	1	5	Haskins	LI	Thomas	52			
-	-	1	8	Henderson, Lisa	LW	Hasselback	40			

SUBS										
-	-	-	23	Henderson, Kyle	+					30
1	-	-	24	Weibus	+					5
										42
										3



PENALTY CORNERS

- X 1 2 3 4 5 6 7 8 9 10
- X 11 12 13 14 15 16 17 18 19 20
- 21 22 23 24 25 26 27 28 29 30

11

CORNERS

- X 1 2 3 4 5 6 7 8 9 10
- 11 12 13 14 15 16 17 18 19 20
- 21 22 23 24 25 26 27 28 29 30

1

SHOTS AT GOAL

- X 1 2 3 4 5 6 7 8 9 10
- X 11 12 13 14 15 16 17 18 19 20
- 21 22 23 24 25 26 27 28 29 30
- 31 32 33 34 35 36 37 38 39 40
- 41 42 43 44 45 46 47 48 49 50

28

GOALIE SAVES

- X 1 2 3 4 5 6 7 8 9 10
- 11 12 13 14 15 16 17 18 19 20
- 21 22 23 24 25 26 27 28 29 30
- 31 32 33 34 35 36 37 38 39 40

2

SCORING

TEAM	PLAYER	PER.	TIME	ASSIST.	HOW SCORED
EDW	Haskins	1	15:25	Foehralt	pass from right
EDW	Armstrong	1	29:33	Foehralt	pass from right
EDW	Gerstenbecker	2	5:10	-	from a clear out - Dgl on left
EDW	Kolega	2	18:58	-	penalty stroke
EDW	Henderson	2	22:05	Armstrong	from top to left

But shot goal - goalie caught it

PERIOD SCORES

TEAM	1	2	O.T.	O.T.	P.S.	FINAL
EDW	0	3				3
Mascoutah	0	0				0

UMPIRES

SCOREKEEPER

TIMER

Nancy Meyer

PENALTY CORNERS

- X 1 2 3 4 5 6 7 8 9 10
- 11 12 13 14 15 16 17 18 19 20
- 21 22 23 24 25 26 27 28 29 30

0

CORNERS

- X 1 2 3 4 5 6 7 8 9 10
- 11 12 13 14 15 16 17 18 19 20
- 21 22 23 24 25 26 27 28 29 30

1

SHOTS AT GOAL

- X 1 2 3 4 5 6 7 8 9 10
- 11 12 13 14 15 16 17 18 19 20
- 21 22 23 24 25 26 27 28 29 30
- 31 32 33 34 35 36 37 38 39 40
- 41 42 43 44 45 46 47 48 49 50

2

GOALIE SAVES

- X 1 2 3 4 5 6 7 8 9 10
- X 11 12 13 14 15 16 17 18 19 20
- 21 22 23 24 25 26 27 28 29 30
- 31 32 33 34 35 36 37 38 39 40

16

Advs
Dixon 1
Sandy 1

Attempts
Armstrong III III
Sandy 1
A Henderson III
Jill II
Hookins II
Dail 1
Bucky 1
Bort 1

Clot
Dixon 1

tackles
Sandy III III miss III
Bucky III III miss II

sticks
Carol 1

undisout
Sandy 1

Max V PT

Backmore feet -

follow hits - def - C/L

- Andy, up if HB coming

#1 ~~for~~^{to} ~~the~~ ~~line~~ to three

cut for ball - off

Drive off out at edge. Jell
not flick

Jell on long for hit - ~~HB~~^{MAX}
off corner scramble



FIELD HOCKEY SCORE SHEET

VARSITY

at Ewingville

4-0 records
Pen 7:01
No. 7:15
14:14

record 2-3
Pen 2:13
2:11
River View
Gardens

DATE Oct 1 19
FIELD Short - Fast
CONDITIONS Dark + Cool

SHOT CHART

HOME

VISITORS

No. Goals Asst. Shots

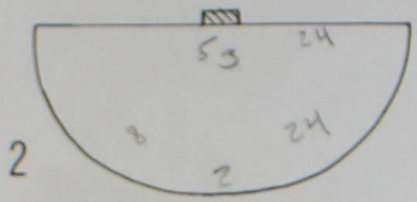
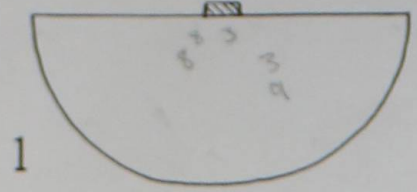
SHOT CHART

Shots Asst. Goals No.

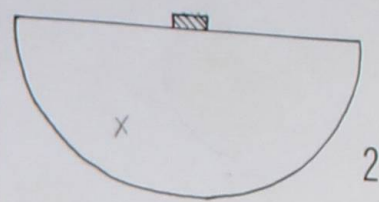
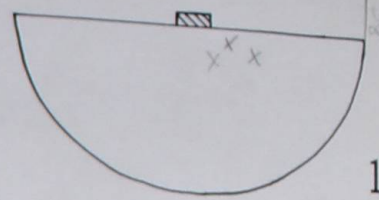
PLAYERS

POS.

PLAYERS



Shots	Asst.	Goals	No.	PLAYERS	POS.	PLAYERS
-	-	-	10	O'Laughlin	GOAL	Trayne Karnes
-	-	-	15	Kolaga	RB	Tucker
-	-	-	4	Gerstaecker	LB	Macitrick
-	-	-	20	Lexow	RHB	Cippaneri
1	-	-	2	Groff	CHB	Graver
-	-	-	7	Henderson-Kate	LHB	Reed
1	-	-	9	Fachveld	RW	Walden
-	-	-	1	Bost	RI	Braudas
3	-	1	3	Armstrong	CF	Klaus
1	-	-	5	Hooking	LI	Loux
3	-	-	8	Henderson-Lisa	LW	Baron



SUBS	
2	23 Henderson-Kyle
-	24 Weibur
	Davis
	Griffin
	Hanson
	VanBreen
	Caric

SCORING

TEAM	PLAYER	PER.	TIME	ASSIST.	HOW SCORED
CDW	Armstrong	1	17:39		Scramble Sto

PERIOD SCORES

TEAM	1	2	O.T.	O.T.	P.S.	FINAL
HOME	0	0	1			1
VISITORS	0	0	0			0

UMPIRES

SCOREKEEPER

TIMER

John North

Nancy Meyer

PENALTY CORNERS

11	12	13	14	15	16	17	18	19	20
21	22	23	24	25	26	27	28	29	30

10

CORNERS

1	2	3	4	5	6	7	8	9	10
11	12	13	14	15	16	17	18	19	20
21	22	23	24	25	26	27	28	29	30

0

SHOTS AT GOAL

1	2	3	4	5	6	7	8	9	10
11	12	13	14	15	16	17	18	19	20
21	22	23	24	25	26	27	28	29	30
31	32	33	34	35	36	37	38	39	40
41	42	43	44	45	46	47	48	49	50

11

GOALIE SAVES

1	2	3	4	5	6	7	8	9	10
11	12	13	14	15	16	17	18	19	20
21	22	23	24	25	26	27	28	29	30
31	32	33	34	35	36	37	38	39	40

4

PENALTY CORNERS

11	12	13	14	15	16	17	18	19	20
21	22	23	24	25	26	27	28	29	30

2

CORNERS

1	2	3	4	5	6	7	8	9	10
11	12	13	14	15	16	17	18	19	20
21	22	23	24	25	26	27	28	29	30

0

SHOTS AT GOAL

1	2	3	4	5	6	7	8	9	10
11	12	13	14	15	16	17	18	19	20
21	22	23	24	25	26	27	28	29	30
31	32	33	34	35	36	37	38	39	40
41	42	43	44	45	46	47	48	49	50

4

GOALIE SAVES

1	2	3	4	5	6	7	8	9	10
11	12	13	14	15	16	17	18	19	20
21	22	23	24	25	26	27	28	29	30
31	32	33	34	35	36	37	38	39	40

2

1st qt.

Adv
Green 1
Bort 1
Snow

Undercut

Riverline

attempts
A Henderson 11
Armstrong 111
Jill 1
Haskins 11
Bort 1


tackles

Sandy 11111 miss 1111
Becky 11111 miss 1111
11

Obst

Snow 11
Sandy 1
Bort 1
Sandy 1
A Henderson 1

snow great save from goal



FIELD HOCKEY SCORE SHEET

Varsity
Granite South

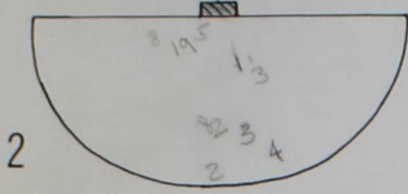
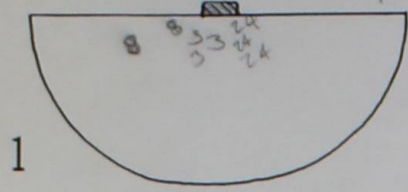
DATE Oct. 10, 79
FIELD Short + Fast
CONDITIONS Dark Cold

SHOT CHART

HOME

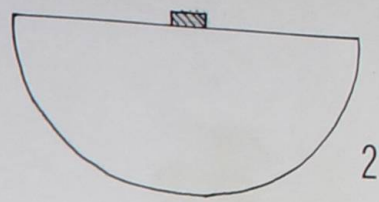
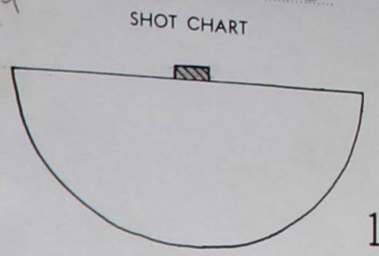
VISITORS

Pen
6:20
10:55
5-0



Shots	Asst.	Goals	No.	PLAYERS	POS.	PLAYERS	No.	Goals	Asst.	Shots
-	-	-	10	O'Laughlin	GOAL	Scannell	35			
-	-	-	15	Kisicki	RB	Jenkins	11			
1	1	-	4	Gerstenecker	LB	Gruth, A	30			
-	-	-	27	Lawson	RHB	Gruth, B	40			
2	-	-	2	Green	CHB	Stalcker	22			
-	1	-	7	Henderson, Kate	LHB	Hills	24			
1	-	-	9	Foehrahl	RW	Campbell	34			
1	-	1	1	Bort	RI	Caudron	10			
5	-	2	3	Armstrong	CF	Sarich	42			
1	-	1	5	Hoskins	LI	Taylor	5			
4	-	-	8	Henderson, Lisa	LW	Waston	32			

SUBS										
-	-	-	23	Henderson, Kyle		Wickman	33			
3	1	1	24	Neibur, S.D.		Climato	4			
						Thomas	13			
						Wright	13			



PENALTY CORNERS

X	1	2	3	4	5	6	7	8	9	10
X	11	12	13	14	15	16	17	18	19	20
2	1	2	2	2	2	2	2	2	2	2

12

PENALTY CORNERS

X	1	2	3	4	5	6	7	8	9	10
1	1	1	1	1	1	1	1	1	1	1

1

CORNERS

X	1	2	3	4	5	6	7	8	9	10
1	1	1	1	1	1	1	1	1	1	1

0

CORNERS

1	1	1	1	1	1	1	1	1	1	1
---	---	---	---	---	---	---	---	---	---	---

0

SHOTS AT GOAL

X	1	2	3	4	5	6	7	8	9	10
X	11	12	13	14	15	16	17	18	19	20
2	1	1	1	1	1	1	1	1	1	1
3	1	1	1	1	1	1	1	1	1	1
4	1	1	1	1	1	1	1	1	1	1

18

SHOTS AT GOAL

1	1	1	1	1	1	1	1	1	1	1
1	1	1	1	1	1	1	1	1	1	1
1	1	1	1	1	1	1	1	1	1	1
1	1	1	1	1	1	1	1	1	1	1

0

GOALIE SAVES

X	1	2	3	4	5	6	7	8	9	10
1	1	1	1	1	1	1	1	1	1	1
2	1	1	1	1	1	1	1	1	1	1
3	1	1	1	1	1	1	1	1	1	1

0

GOALIE SAVES

X	1	2	3	4	5	6	7	8	9	10
1	1	1	1	1	1	1	1	1	1	1
2	1	1	1	1	1	1	1	1	1	1
3	1	1	1	1	1	1	1	1	1	1

8

SCORING

TEAM	PLAYER	PER.	TIME	ASSIST.	HOW SCORED
EDW	Armstrong	1	2:30	Neibur	penalty
EDW	Neibur	1	27:53	Henderson	penalty 3yds out
EDW	Bort	2	5:09		scramble 3yds out
EDW	Hoskins	2	9:41		scramble 10yds
EDW	Armstrong	2	12:50	Gerstenecker	fish fork drive

PERIOD SCORES

TEAM	1	2	O.T.	O.T.	P.S.	FINAL
EDW	2	5				7
Granite South	0	0				0

UMPIRES: John O'Laughlin
Beverly
SCOREKEEPER: _____
TIMER: _____

South - V

Jill came up for bits - gdr line

Army Dodge & drive -

- O on right - CL

= Dodge pass - hook

from ~~in shot~~ but
Nelson → Hamilton

CL act of just - with ball

9:35

7:31
Nelson

3rd

4:50

Bot of swamplands - 5yds

10:19 - three hooks - pick

17:34 -

pick - pick from drive
just back

FIELD HOCKEY SCORE SHEET

Varsity
Granite North
VISITORS

DATE Oct. 11, 79
FIELD Shore East
CONDITIONS Windy

SHOT CHART

HOME

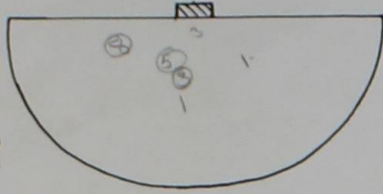

Shots Asst. Goals No.

PLAYERS

POS.

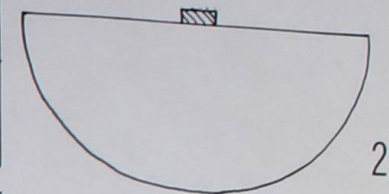
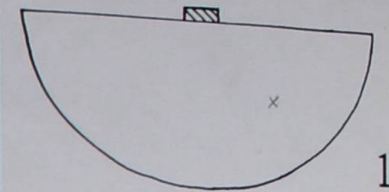
PLAYERS

No. Goals Asst. Shots



Shots	Asst.	Goals	No.	PLAYERS	POS.	PLAYERS	No.	Goals	Asst.	Shots
-	-	-	10	O'Loughlin	GOAL	Dawning, Julia	-	52		
-	-	-	15	Kolosa	RB	Morris	-	34		
-	-	-	4	Geschecker	LB	Damrathy	-	42		
1	-	-	22	Lewow	RHB	McIlvay	-	24		
1	-	1	2	Greer	CHB	Lypargat	-	30		
2	1	1	7	Henderson, Kate	LHB	Maxfield	-	43		
1	-	-	9	Foehraik	RW	Epps	-	20		
4	-	-	1	Rost	RI	Heaton	-	21		
6	1	1	3	Armstrong	CF	Siebert	-	44		
2	-	2	5	Haskins	LI	Bledsoe	-	23		
1	1	1	8	Henderson, Lisa	LW	Sharp	-	32		

SHOT CHART



SUBS										
2	-	-	23	Henderson, Kyle	+	Eppes	+	35		
-	1	-	24	Neibur	-	Valencia	-	40		
						Kalka	+	33		
						Tindell	+	41		
						Wells	+	51		
						Smizer				

SCORING

PENALTY CORNERS

X	1	2	3	4	5	6	7	8	9	10
X	11	12	13	14	15	16	17	18	19	20
2	21	22	23	24	25	26	27	28	29	30

11

PENALTY CORNERS

X	1	2	3	4	5	6	7	8	9	10
1	11	12	13	14	15	16	17	18	19	20
1	21	22	23	24	25	26	27	28	29	30

1

CORNERS

X	1	2	3	4	5	6	7	8	9	10
1	11	12	13	14	15	16	17	18	19	20
0	21	22	23	24	25	26	27	28	29	30

0

CORNERS

X	1	2	3	4	5	6	7	8	9	10
1	11	12	13	14	15	16	17	18	19	20
0	21	22	23	24	25	26	27	28	29	30

0

SHOTS AT GOAL

X	1	2	3	4	5	6	7	8	9	10
X	11	12	13	14	15	16	17	18	19	20
20	21	22	23	24	25	26	27	28	29	30
20	31	32	33	34	35	36	37	38	39	40
20	41	42	43	44	45	46	47	48	49	50

20

SHOTS AT GOAL

X	1	2	3	4	5	6	7	8	9	10
1	11	12	13	14	15	16	17	18	19	20
1	21	22	23	24	25	26	27	28	29	30
1	31	32	33	34	35	36	37	38	39	40
1	41	42	43	44	45	46	47	48	49	50

1

GOALIE SAVES

X	2	3	4	5	6	7	8	9	10	
1	11	12	13	14	15	16	17	18	19	20
1	21	22	23	24	25	26	27	28	29	30
1	31	32	33	34	35	36	37	38	39	40

1

GOALIE SAVES

X	2	3	4	5	6	7	8	9	10	
1	11	12	13	14	15	16	17	18	19	20
1	21	22	23	24	25	26	27	28	29	30
1	31	32	33	34	35	36	37	38	39	40

1

PERIOD SCORES

TEAM	1	2	O.T.	O.T.	P.S.	FINAL
FDW	0	3				3
Granite North	3	0				3

UMPIRES: Rebecca Seifried SCOREKEEPER: _____
 TIMER: _____

TEAM	PLAYER	PER.	TIME	ASSIST.	HOW SCORED
FDW	Haskins	1	12:43	Armstrong	all down from Lewow to find
FDW	Greer	1	14:33	-	scramble
FDW	Henderson K	1	18:16	-	fluke from left, 10yd.
FDW	Haskins	2	14:47	Neibur	sent across from Neibur 5ft
FDW	Armstrong	2	16:47	Henderson Lisa	Lisa - Kate - Amy
FDW	Henderson L	2	21:30	-	Drive

North V #1

when Ball against you ^{have to} field

Any too for ^{shoot} coming in on goal

18:07 ^{sexon} Sumstrong } corner
Shorree

15:12 gear & scramble ^{drive} - 13 yd out -

11:44 Kate H field from left 10 yd out

6:18 Hoskins - Nubar set across
Syds out

3:13 Sumstrong Kate - ~~Missin~~ } corner

12:30 - Lisa Pederson - drive on post

not ~~any~~ ^{any} ~~more~~ ^{more} ~~any~~ ^{any} 2

FIELD HOCKEY SCORE SHEET

J.V.
Granite North

DATE Oct 11, 19
FIELD Short & Fast
CONDITIONS Wind

SHOT CHART

PRV
3:36
5:41
9:17 HOME

VISITORS

Pen
1:52
2:29
2:49

SHOT CHART

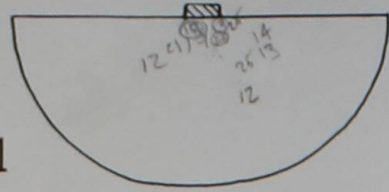
Shots Asst. Goals No.

PLAYERS

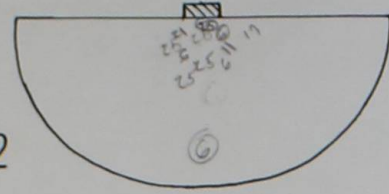
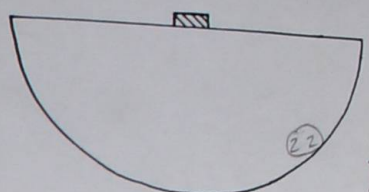
POS.

PLAYERS

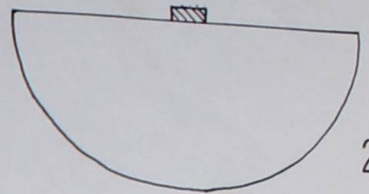
No. Goals Asst. Shots



Shots	Asst.	Goals	No.	PLAYERS	POS.	PLAYERS	No.	Goals	Asst.	Shots
-	-	-	20	Kange	GOAL	Townsend	50	-	-	-
1	-	-	17	Bart	RB	Patton	30	-	-	-
-	-	-	16	Kudwig	LB	Knight	45	-	-	-
4	-	-	6	Schoenleber, Iris	RHB	Hutson	20	-	-	-
-	2	-	18	Reising	CHB	Smith	22	1	-	-
2	-	2	12	Schoenleber, Dawn	LHB	Peck	14	-	-	-
1	1	-	13	Umberger	RW	Bradley	23	-	-	-
1	-	-	14	Ponce	RI	Frayer	21	-	-	-
8	-	2	25	Scheibal	CF	Cleaton	34	-	-	-
3	-	2	19	Foehralb	LI	Dennison	15	-	-	-
2	-	-	21	Gerstenocker	LW	Medina	13	-	-	-



SUBS										
1	-	-	11	Fishing	-	Tindall	41	-	-	-
						Valencia	40	-	-	-



PENALTY CORNERS

X	1	2	3	4	5	6	7	8	9	10
X	11	12	13	14	15	16	17	18	19	20
X	21	22	23	24	25	26	27	28	29	30

15

PENALTY CORNERS

X	1	2	3	4	5	6	7	8	9	10
X	11	12	13	14	15	16	17	18	19	20
X	21	22	23	24	25	26	27	28	29	30

0

CORNERS

X	1	2	3	4	5	6	7	8	9	10
X	11	12	13	14	15	16	17	18	19	20
X	21	22	23	24	25	26	27	28	29	30

0

CORNERS

X	1	2	3	4	5	6	7	8	9	10
X	11	12	13	14	15	16	17	18	19	20
X	21	22	23	24	25	26	27	28	29	30

0

SHOTS AT GOAL

X	1	2	3	4	5	6	7	8	9	10
X	11	12	13	14	15	16	17	18	19	20
X	21	22	23	24	25	26	27	28	29	30
X	31	32	33	34	35	36	37	38	39	40
X	41	42	43	44	45	46	47	48	49	50

23

SHOTS AT GOAL

X	1	2	3	4	5	6	7	8	9	10
X	11	12	13	14	15	16	17	18	19	20
X	21	22	23	24	25	26	27	28	29	30
X	31	32	33	34	35	36	37	38	39	40
X	41	42	43	44	45	46	47	48	49	50

1

GOALIE SAVES

X	1	2	3	4	5	6	7	8	9	10
X	11	12	13	14	15	16	17	18	19	20
X	21	22	23	24	25	26	27	28	29	30
X	31	32	33	34	35	36	37	38	39	40

0

GOALIE SAVES

X	1	2	3	4	5	6	7	8	9	10
X	11	12	13	14	15	16	17	18	19	20
X	21	22	23	24	25	26	27	28	29	30
X	31	32	33	34	35	36	37	38	39	40

8

SCORING

TEAM	PLAYER	PER.	TIME	ASSIST.	HOW SCORED
FDW	Foehralb	1	6:56	Umberger	Schoenleber to Umberger from corner
"	Foehralb	1	10:35	Reising	
Granite N.	Smith, Ken	1	15:24		
FDW	Schoenleber	1	24:03	Reising	10 vs scramble
FDW	Schoenleber	2	4:47		Drizzle in from 10 yd
FDW	Schoenleber	2	13:25		Scramble
FDW	Schoenleber	2	24:44		

PERIOD SCORES

TEAM	1	2	O.T.	O.T.	P.S.	FINAL
FDW	0	3				3
Granite N.	0	0				0

UMPIRES: [Signature] SCOREKEEPER: [Signature]

TIMER: [Signature]

IV - North 1st

Not charging -

25.00
18.04

Dis Underberg
FoehrKalt

Under good dodge - they would

25.00
15.21

FoehrKalt - Rising

1036 → North Kim


Just ains = little go.


fuzzy back - by

move to ball

157

Dearife Schrubal





FIELD HOCKEY SCORE SHEET

DATE Oct 17 79
 FIELD Slippery - Wet
 CONDITIONS Overcast - Cool

SHOT CHART

HOME

VISITORS *J. Burroughs*

Shots Asst. Goals No.

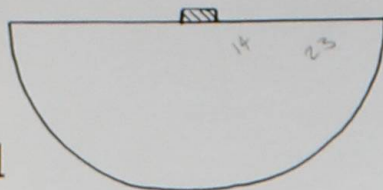
PLAYERS

POS.

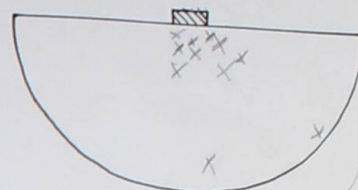
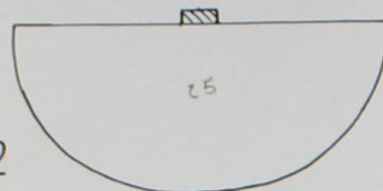
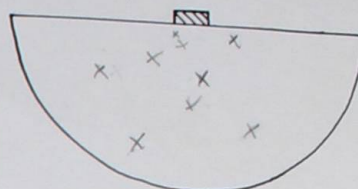
PLAYERS

No. Goals Asst. Shots

SHOT CHART



Shots	Asst.	Goals	No.	PLAYERS	POS.	PLAYERS	No.	Goals	Asst.	Shots
			20	Lange	GOAL	Welch, Margaret				
			17	Bart	RB	Kemen				
			16	Ludwig	LB	Cyree, Dawn		3		
			6	Schoenleber, Iris	RHB	Price				
			18	Reising	CHB	Montgomery				
			12	Schoenleber, Dawn	LHB	Lamy, Maise				
			14	Ponce	RW	Fischmann				
			23	Henderson, Kyle	RI	Dunker				
			25	Scherbal	CF	Con.				
			21	Gerstenecker	LI	Apler				
			19	Foehrals	LW	Woods				



SUBS										
			11	Fishing						

SCORING

TEAM	PLAYER	PER.	TIME	ASSIST.	HOW SCORED
J-B	Cyree	1	8:55		Stumble
J-B	Cyree	1	13:05	Con	pass goal
J-B	Cyree	2	11:50		Center

PERIOD SCORES

TEAM	1	2	O.T.	O.T.	P.S.	FINAL

UMPIRES SCOREKEEPER
 TIMER

PENALTY CORNERS

* 2	3	4	5	6	7	8	9	10	
11	12	13	14	15	16	17	18	19	20
21	22	23	24	25	26	27	28	29	30

CORNERS

* 1	2	3	4	5	6	7	8	9	10
11	12	13	14	15	16	17	18	19	20
21	22	23	24	25	26	27	28	29	30

SHOTS AT GOAL

* 2	3	4	5	6	7	8	9	10	
11	12	13	14	15	16	17	18	19	20
21	22	23	24	25	26	27	28	29	30
31	32	33	34	35	36	37	38	39	40
41	42	43	44	45	46	47	48	49	50

GOALIE SAVES

* 2	3	4	5	6	7	8	9	10	
11	12	13	14	15	16	17	18	19	20
21	22	23	24	25	26	27	28	29	30
31	32	33	34	35	36	37	38	39	40

PENALTY CORNERS

* 2	3	4	5	6	7	8	9	10	
11	12	13	14	15	16	17	18	19	20
21	22	23	24	25	26	27	28	29	30

CORNERS


1	2	3	4	5	6	7	8	9	10
11	12	13	14	15	16	17	18	19	20
21	22	23	24	25	26	27	28	29	30

SHOTS AT GOAL

* 2	3	4	5	6	7	8	9	10	
11	12	13	14	15	16	17	18	19	20
21	22	23	24	25	26	27	28	29	30
31	32	33	34	35	36	37	38	39	40
41	42	43	44	45	46	47	48	49	50

GOALIE SAVES

* 2	3	4	5	6	7	8	9	10	
11	12	13	14	15	16	17	18	19	20
21	22	23	24	25	26	27	28	29	30
31	32	33	34	35	36	37	38	39	40



FIELD HOCKEY SCORE SHEET

Varsity

Mascotian

DATE Oct 15 79
 FIELD Shots 2 Shot
 CONDITIONS Warm - overcast

Pen
 1:20
 84
 1:24

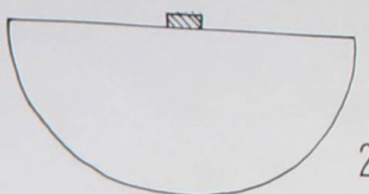
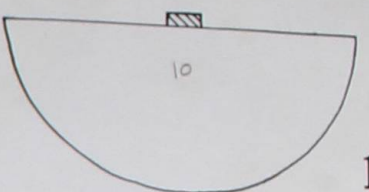
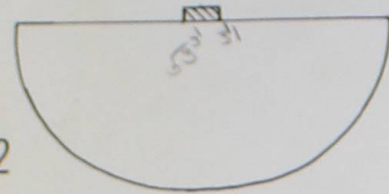
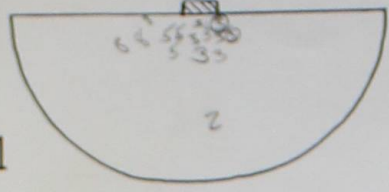
SHOT CHART

HOME

VISITORS

SHOT CHART

Shots	Asst.	Goals	No.	PLAYERS	POS.	PLAYERS	No.	Goals	Asst.	Shots
-	-	10		O'Lagalla	GOAL	Raijenagos, Ang	43	-	-	
-	-	15		Kolosa	RB	Crowe	50	-	-	
-	-	4		Gerstenecker	LB	cross	32	-	-	
-	-	27		Lorow	RHB	Thomas	45	-	-	
1	-	2		Greer	CHB	Horton	25	-	-	
-	-	7		Henderson, Kate	LHB	Campbell	5	-	-	
-	-	9		Foehralk	RW	Steffen	51	-	-	
3	-	1		Bart	RI	Ohl	13	-	-	
11	3	3		Armstrong	CF	Niemitz	41	-	-	
4	2	5		Haskins	LI	Thomas	52	-	-	
3	-	8		Henderson, Lisa	LW	Hassebrock	40	-	-	
SUBS										
				23 Henderson, Kyle	+	Parker	+	10	-	1
				24 Weibus	+	Kniepkamp	+	33	-	1
						Krieger	+	37	-	1
						Klapetzky	42	-	-	1
						Ankenbauer	44	-	-	1
							42	-	-	1
						Saccone	+	15	-	1
						Condon	+	3	-	1
						Elppas	30	-	-	1



PENALTY CORNERS

X	2	3	4	5	6	7	8	9	10
11	12	13	14	15	16	17	18	19	20
21	22	23	24	25	26	27	28	29	30

14

CORNERS

X	2	3	4	5	6	7	8	9	10
11	12	13	14	15	16	17	18	19	20
21	22	23	24	25	26	27	28	29	30

1

SHOTS AT GOAL

X	2	3	4	5	6	7	8	9	10
11	12	13	14	15	16	17	18	19	20
21	22	23	24	25	26	27	28	29	30
31	32	33	34	35	36	37	38	39	40
41	42	43	44	45	46	47	48	49	50

22

GOALIE SAVES

X	2	3	4	5	6	7	8	9	10
11	12	13	14	15	16	17	18	19	20
21	22	23	24	25	26	27	28	29	30
31	32	33	34	35	36	37	38	39	40

2

SCORING

TEAM	PLAYER	PER.	TIME	ASSIST.	HOW SCORED
EDW	Armstrong	1	14:52		Scramble
EDW	Armstrong	1	26:52		brought Jan circle, dodged & scored
EDW	Haskins	1	28:42	Weibus	center from side line / flicked in
EDW	Haskins	2	22:33	Armstrong	instroke off corner
EDW	Armstrong	2	28:03	Foehralk	from side line

PERIOD SCORES

TEAM	1	2	O.T.	O.T.	P.S.	FINAL
EDW	3	2				5
Visitors	0	0				0

UMPIRES

North / Augustine

SCOREKEEPER

TIMER

PENALTY CORNERS

X	2	3	4	5	6	7	8	9	10
11	12	13	14	15	16	17	18	19	20
21	22	23	24	25	26	27	28	29	30

2

CORNERS

X	2	3	4	5	6	7	8	9	10
11	12	13	14	15	16	17	18	19	20
21	22	23	24	25	26	27	28	29	30

0

SHOTS AT GOAL

X	2	3	4	5	6	7	8	9	10
11	12	13	14	15	16	17	18	19	20
21	22	23	24	25	26	27	28	29	30
31	32	33	34	35	36	37	38	39	40
41	42	43	44	45	46	47	48	49	50


1

GOALIE SAVES

X	2	3	4	5	6	7	8	9	10
11	12	13	14	15	16	17	18	19	20
21	22	23	24	25	26	27	28	29	30
31	32	33	34	35	36	37	38	39	40

10

VAR Masc.


 See good
 Kate Dodge —
 FH wide on drive + 25 — 102 in
 circle
 Amy — flick when time

$$\begin{array}{r} 30.50 \\ \rightarrow 15.08 \text{ left} \\ \hline 14.42 \end{array}$$
 Amy — scramble — ~~off corner~~

408 left Amy rebounded ~~====~~ Bert in

2:15 center 2 ^{sideline} Pickler — flushed
 by Haskins

Parky's corner

18:26 Haskins — Amy — Just.

~~Recover~~ for FH —

12:47 Agm 2 goals at ^{side} Edge

J.V. FIELD HOCKEY SCORE SHEET

DATE Oct. 18, 79
FIELD Shore East
CONDITIONS Warm - Overcast

SHOT CHART

HOME

VISITORS

Shots Asst. Goals No.

PLAYERS

POS.

PLAYERS

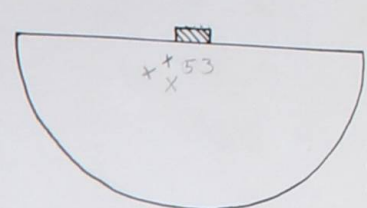
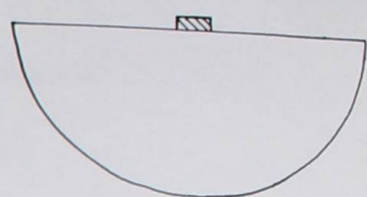
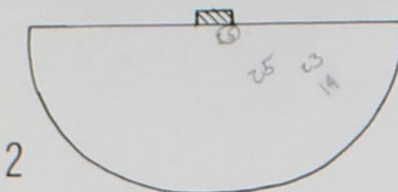

No. Goals Asst. Shots

			20	Lange, Deb	GOAL	Terrell	54				
			17	Bort	+	RB	Wallace	36			
			16	Ludwig		LB	Bakke	23			
			23	Henderson, Kyle		RHB	Klapotsky	3			
			18	Reising		CHB	Campbell	5			
			17	Schoenleber, Dawn		LHB	Condon	42			
			14	Ponce		RW	Kniepkamp	33			
			6	Schoenleber, Eric		RI	Wiggins	53			
			25	Scheibal		CF	Parker	10			
			21	Gesdenercker	+	LI	Saccone	15			
			19	Fachreith		LW	Flucas	30			

SUBS

			11	Firching	- +		Sheffield	+ 35			
			26	Hrvath	- +		Orwig	+ 20			
							Crowe				

SHOT CHART



PENALTY CORNERS

X 1 2 3 4 5 6 7 8 9 10
11 12 13 14 15 16 17 18 19 20
21 22 23 24 25 26 27 28 29 30

PENALTY CORNERS

X 1 2 3 4 5 6 7 8 9 10
11 12 13 14 15 16 17 18 19 20
21 22 23 24 25 26 27 28 29 30

CORNERS

X 1 2 3 4 5 6 7 8 9 10
11 12 13 14 15 16 17 18 19 20
21 22 23 24 25 26 27 28 29 30

CORNERS

X 1 2 3 4 5 6 7 8 9 10
11 12 13 14 15 16 17 18 19 20
21 22 23 24 25 26 27 28 29 30

SHOTS AT GOAL

X 1 2 3 4 5 6 7 8 9 10
11 12 13 14 15 16 17 18 19 20
21 22 23 24 25 26 27 28 29 30
31 32 33 34 35 36 37 38 39 40
41 42 43 44 45 46 47 48 49 50

SHOTS AT GOAL

X 1 2 3 4 5 6 7 8 9 10
11 12 13 14 15 16 17 18 19 20
21 22 23 24 25 26 27 28 29 30
31 32 33 34 35 36 37 38 39 40
41 42 43 44 45 46 47 48 49 50

GOALIE SAVES

X 1 2 3 4 5 6 7 8 9 10
11 12 13 14 15 16 17 18 19 20
21 22 23 24 25 26 27 28 29 30
31 32 33 34 35 36 37 38 39 40

GOALIE SAVES

X 1 2 3 4 5 6 7 8 9 10
11 12 13 14 15 16 17 18 19 20
21 22 23 24 25 26 27 28 29 30
31 32 33 34 35 36 37 38 39 40

SCORING

TEAM	PLAYER	PER.	TIME	ASSIST.	HOW SCORED
EDW	Scheibal	1	6:23		
EDW	Gesdenercker	1	12:50		
EDW	Scheibal	1	19:24	Reising	
EDW	Scheibal	2	13:48	Reising	

PERIOD SCORES

TEAM	1	2	O.T.	O.T.	P.S.	FINAL
EDW	3	1				4
Mascoutah	0	0				0


UMPIRES

SCOREKEEPER

TIMER

20:00

13:57
3:10
3:6
20:12
13:48



8-01

FIELD HOCKEY SCORE SHEET

Pen
1:16
33

DATE Oct 23-99
FIELD Sheet - Fast
CONDITIONS Cold, Windy

SHOT CHART

HOME

VISITORS

Shots Asst. Goals No.

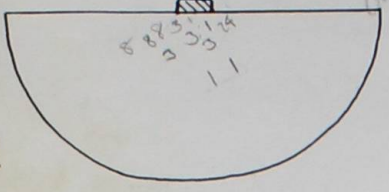
PLAYERS

POS.

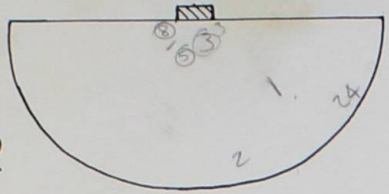
PLAYERS

No. Goals Asst. Shots

SHOT CHART

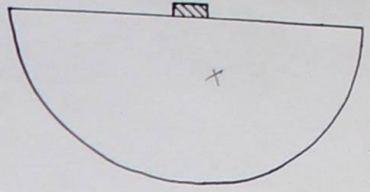


1

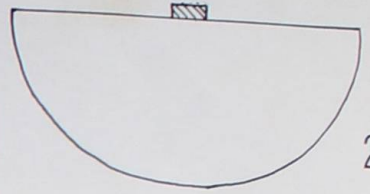


2

HOME	ASST.	GOALS	NO.	PLAYERS	POS.	VISITORS	NO.	GOALS	ASST.	SHOTS
				10 O'Laughlin	GOAL	Fever, Ellen Sr.	35			
				15 Kolech	RB	Wells, Lisa	51			
				4 Gersteneker	LB	Mulroy, Gary	74			
				22 Lexow	RHB	Valencia, Marian	40			
1				2 Green	CHB	Lybarger, B.J.	30			
				7 Henderson, Kate	LHB	Macfield, Connie	43			
				9 Fochialb	RW	Kalka, Chatty	33			
6				1 Bort	RI	Heaton, Lisa	21			
6				3 Armstrong	CF	Seibal, Connie	14			
1				5 Hoskins	LI	Epps, Deanna	30			
4				8 Henderson, Lisa	LW	Sharp, Rene	32			



1



2

HOME	ASST.	GOALS	NO.	PLAYERS	POS.	VISITORS	NO.	GOALS	ASST.	SHOTS
				23 Henderson, Kyle		Morris, Lisa	34			
				24 Nichur	+*	Damrath, Pamela	42			
						Downing, Julia	52			
						Torsall, Mary	41			

SCORING

TEAM	PLAYER	PER.	TIME	ASSIST.	HOW SCORED
EDW	Armstrong	2	5:55	Nichur	from edge of circle
EDW	Hoskins	2	16:30	Bort	from edge of circle
EDW	Henderson	2	23:42	Green	from edge of circle

PERIOD SCORES

TEAM	1	2	O.T.	O.T.	P.S.	FINAL
EDW	0	3				3
G.N.	0	0				0

UMPIRES

D. Meyer
Beverly Augustine

SCOREKEEPER

TIMER

PENALTY CORNERS

1	2	3	4	5	6	7	8	9	10
11	12	13	14	15	16	17	18	19	20
21	22	23	24	25	26	27	28	29	30

10

CORNERS

1	2	3	4	5	6	7	8	9	10
11	12	13	14	15	16	17	18	19	20
21	22	23	24	25	26	27	28	29	30

3

SHOTS AT GOAL

1	2	3	4	5	6	7	8	9	10
11	12	13	14	15	16	17	18	19	20
21	22	23	24	25	26	27	28	29	30
31	32	33	34	35	36	37	38	39	40
41	42	43	44	45	46	47	48	49	50

20

GOALIE SAVES

1	2	3	4	5	6	7	8	9	10
11	12	13	14	15	16	17	18	19	20
21	22	23	24	25	26	27	28	29	30
31	32	33	34	35	36	37	38	39	40

0

PENALTY CORNERS

1	2	3	4	5	6	7	8	9	10
11	12	13	14	15	16	17	18	19	20
21	22	23	24	25	26	27	28	29	30

1

CORNERS

1	2	3	4	5	6	7	8	9	10
11	12	13	14	15	16	17	18	19	20
21	22	23	24	25	26	27	28	29	30

1

SHOTS AT GOAL

1	2	3	4	5	6	7	8	9	10
11	12	13	14	15	16	17	18	19	20
21	22	23	24	25	26	27	28	29	30
31	32	33	34	35	36	37	38	39	40
41	42	43	44	45	46	47	48	49	50

2

GOALIE SAVES

1	2	3	4	5	6	7	8	9	10
11	12	13	14	15	16	17	18	19	20
21	22	23	24	25	26	27	28	29	30
31	32	33	34	35	36	37	38	39	40

9

Petty

TO: Field Hockey Coaches and Athletic Directors of Edwardsville
Granite City North, Granite City South, Mascoutah

RE: Girls Field Hockey Sectional Tournament

From: Jim Knott, Tournament Manager

Date: October 4, 1979

Mascoutah High School will be serving as host to the girls sectional field hockey tournament. You will find enclosed the tournament playing schedule as established by IHSA and the dates the games are to be played.

Teams and Conditions: as outlined in the Illinois Interscholastic

Eligibility and Fees: Entry Fee is \$30.00 per school. An Eligibility Certificate signed by the Principal must be submitted not later than one-half hour prior to the start of the semi-final game.

Team Roster: Must be submitted at least one-half hour prior to the start of the contest with the names of the 22 players who are to constitute the tournament squad.

Dressing Facilities: Please come dressed ready to play. Restrooms are available inside the school, as well as drinking fountains.

OFFICIALS: Diane Meyer and Beverly Augustine

Sectional Final

FIELD HOCKEY SCORE SHEET

3-9-1

DATE Oct. 25 19

FIELD Short-Fast

CONDITIONS Pleasant

Kolesa

9-01

Pe
5:57
2:33
11:20

SHOT CHART

HOME

VISITORS

Granite SOUTH

Shots Asst. Goals No.

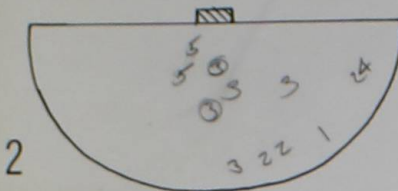
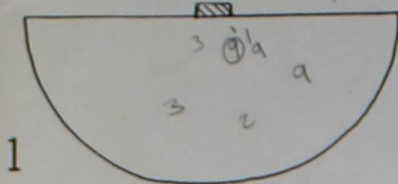
PLAYERS

POS.

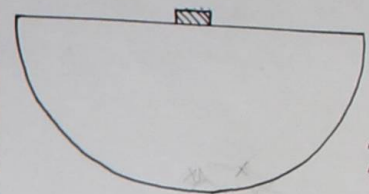
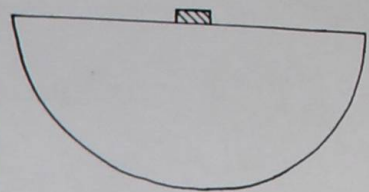
PLAYERS

No. Goals Asst. Shots

SHOT CHART



NO.	PLAYERS	POS.	NO.	PLAYERS
10	O'Loughlin	GOAL	35	Scannel, Janet
15	Kolesa	RB	11	Jenkins, Chris
4	Gerstenecker	LB	41	Holder, Ann
22	Lexow	RHB	40	Guth, Rita
2	Greer	CHB	3	Wright, Gay
7	Henderson, Kate	LHB	24	Will's, Gayl
9	Foehrbalb	RW	34	Campbell, Julie
1	Bart	RI	5	Taylor, Tina
3	Armstrong	CF	10	Caudron, Marc
5	Hoskins	LI	42	Sarich, Lisa
8	Henderson, Lisa	LW	32	Wadson, Kim



NO.	PLAYERS	POS.	NO.	PLAYERS
23	Henderson, Kyle	-+	4	Cloward, Christy
24	Neiber	-+	30	Guth, Angie
			33	Wichman, Julia
			13	Thomas, Deb

PENALTY CORNERS

X 1 2 3 4 5 6 7 8 9 10
11 12 13 14 15 16 17 18 19 20
21 22 23 24 25 26 27 28 29 30 20

PENALTY CORNERS

X 1 2 3 4 5 6 7 8 9 10
11 12 13 14 15 16 17 18 19 20
21 22 23 24 25 26 27 28 29 30 2

CORNERS

X 1 2 3 4 5 6 7 8 9 10
11 12 13 14 15 16 17 18 19 20
21 22 23 24 25 26 27 28 29 30 2

CORNERS

X 1 2 3 4 5 6 7 8 9 10
11 12 13 14 15 16 17 18 19 20
21 22 23 24 25 26 27 28 29 30 1

SHOTS AT GOAL

X 1 2 3 4 5 6 7 8 9 10
11 12 13 14 15 16 17 18 19 20
21 22 23 24 25 26 27 28 29 30
31 32 33 34 35 36 37 38 39 40
41 42 43 44 45 46 47 48 49 50 18

SHOTS AT GOAL

X 1 2 3 4 5 6 7 8 9 10
11 12 13 14 15 16 17 18 19 20
21 22 23 24 25 26 27 28 29 30
31 32 33 34 35 36 37 38 39 40
41 42 43 44 45 46 47 48 49 50 1

GOALIE SAVES

X 1 2 3 4 5 6 7 8 9 10
11 12 13 14 15 16 17 18 19 20
21 22 23 24 25 26 27 28 29 30
31 32 33 34 35 36 37 38 39 40 0

GOALIE SAVES

X 1 2 3 4 5 6 7 8 9 10
11 12 13 14 15 16 17 18 19 20
21 22 23 24 25 26 27 28 29 30
31 32 33 34 35 36 37 38 39 40 8

SCORING

TEAM	PLAYER	PER.	TIME	ASSIST.	HOW SCORED
FDW	Foehrbalb	1	9:25	Henderson, Lisa	Sent from 25-drive in
FDW	Armstrong	2	23:30	Henderson, Kate	direct
FDW	Armstrong	2	26:25	Bart	from top of field

PERIOD SCORES

TEAM	1	2	O.T.	O.T.	P.S.	FINAL
FDW	1	2				3
Granite						0

UMPIRES

D. Meyer
Beverly Auguste

SCOREKEEPER

TIMER

Attempts	Granite South	1st Hall
Bort II	Undercut	Adv
Fill III	Dress I	Fill I
Armstrong III	Armstrong I	Sandy II
Dress I		Snow II
		Bort I
		K Henderson I

tasks	Alst	sticks
Sandy III II miss III	Snow I	K Henderson I
Becky III I miss I	Bort I	
	K Henderson I	
	Armstrong I	

clearing

Dress II

Snow I

Sandy II

Becky I

Bort I

FIELD HOCKEY SCORE SHEET

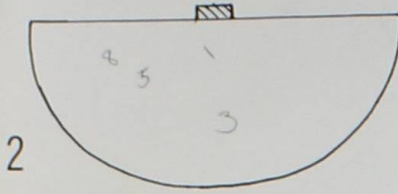
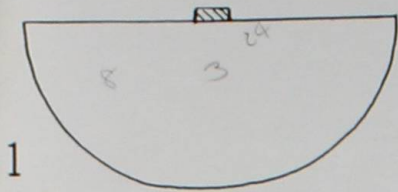
Pen
3:39
2:17
5
HOME

Pen
4:20
4:02
8:22

DATE Nov 3, 79
FIELD Shore East
CONDITIONS Cold, windy, etc

VISITORS New Trier - W

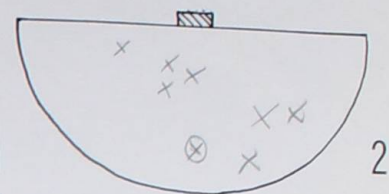
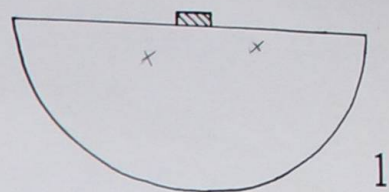
SHOT CHART



Shots	Asst.	Goals	No.	PLAYERS	POS.	PLAYERS	No.	Goals	Asst.	Shots
				10 O'Laughlin	GOAL	Hirsh, Nancy				
				15 Kolega	RB	Peterson, Amy				
				4 Gerstenecker	LB	Ellis, Linda				
				22 Lexow	RHB	Fry, Jamie				
				2 Greer	CHB	Hartman, Sarah				
				7 Henderson, Kate	LHB	Hart, Sarah				
				9 Fochthalb	RW	Buckingham, Amy				
				1 Bort	RI	Mauch, Valerie				
				3 Armstrong	CF	Kerr, Kberie				
				5 Hoskins	LI	Zimmerman, Hedi				
				8 Henderson, Lisa	LW	Pennicott, Beth				

SUBS	
23 Henderson, Kyle	
24 Weisbur	+

SHOT CHART



SCORING

TEAM	PLAYER	PER.	TIME	ASSIST.	HOW SCORED
VTW	Zimmerman	2	21:00		

PERIOD SCORES

TEAM	1	2	O.T.	O.T.	P.S.	FINAL
EDW						
New Trier W						

UMPIRES SCOREKEEPER

TIMER

PENALTY CORNERS

1 2 3 4 5 6 7 8 9 10
11 12 13 14 15 16 17 18 19 20
21 22 23 24 25 26 27 28 29 30 8

CORNERS

1 2 3 4 5 6 7 8 9 10
11 12 13 14 15 16 17 18 19 20
21 22 23 24 25 26 27 28 29 30

SHOTS AT GOAL

1 2 3 4 5 6 7 8 9 10
11 12 13 14 15 16 17 18 19 20
21 22 23 24 25 26 27 28 29 30
31 32 33 34 35 36 37 38 39 40
41 42 43 44 45 46 47 48 49 50 7

GOALIE SAVES

1 2 3 4 5 6 7 8 9 10
11 12 13 14 15 16 17 18 19 20
21 22 23 24 25 26 27 28 29 30
31 32 33 34 35 36 37 38 39 40 4

PENALTY CORNERS

1 2 3 4 5 6 7 8 9 10
11 12 13 14 15 16 17 18 19 20
21 22 23 24 25 26 27 28 29 30

CORNERS

1 2 3 4 5 6 7 8 9 10
11 12 13 14 15 16 17 18 19 20
21 22 23 24 25 26 27 28 29 30

SHOTS AT GOAL

1 2 3 4 5 6 7 8 9 10
11 12 13 14 15 16 17 18 19 20
21 22 23 24 25 26 27 28 29 30
31 32 33 34 35 36 37 38 39 40
41 42 43 44 45 46 47 48 49 50 6

GOALIE SAVES

1 2 3 4 5 6 7 8 9 10
11 12 13 14 15 16 17 18 19 20
21 22 23 24 25 26 27 28 29 30
31 32 33 34 35 36 37 38 39 40 4

New Train

1st half

Attempts

Woodcut

Bob

Swa 1

Swa 1

Jill 1

Gail 1

Sandy 11

Armstrong 1

Drew 11

Bob 1

Sixow 1

tracks

Adv

sticks

Sandy ~~||||~~ miss 111

Swa 1

Snow 1

Bucky ~~||||~~ miss 11

Sixow 11

Haskins 1

Bob 1

Armstrong

Gail 1

Sandy 1

Armstrong 11

Drew 1

Kate 111

