



1978

COACHES FIELD HOCKEY SCOREBOOK

✓ Metro - 874-2500 ✓

Gene Boring

News Demo - 234-1005 ✓

✓ St. John Post - Marsha Sanguinette
800-325-7600

✓ GLOBE - 0 - ^{Enterprise} 3333
314-342-1380 - call collect

✓ Alton - 463-2565

✓ Herald - 344-0264

Field Hockey Score Book

Team: EDWARDSVILLE TIGERS

- VARSITY -

Coach: Sharon Petty

OWN SCORE	OPPONENT	OPPONENT'S SCORE
3	WOOD RIVER	0
5	GRANITE - NORTH	0
2 or	COR JESU OT	0
1	MASCOUTAH	0
4	WOOD RIVER	0
6	GRANITE - SOUTH	0
3	LUTHERAN - NORTH	0
	Granite North	
4	LUTHERAN NORTH	0
0	MASCOUTAH	2
3	WOOD RIVER	0
1	MASCO	0
1	McHenry	0
1	Deerfield	0
5	Chicago U High	1
?		
39	TOTALS	3

Copyright Applied for 1976

Designed by Daryl Leonard
Bentley College
Waltham, MA

**ILLINOIS HIGH SCHOOL ASSOCIATION
ATHLETIC DIVISION
ELIGIBILITY CERTIFICATE**

No 19054

Data for a contest in Field Hockey between the E.A.-W.R.C.H.S. High School,
Wood River, Illinois, and the Edwardsville High School, _____,
Illinois, to be held at Wood River on Thurs., 9-21-78, 1978
Contest will be played at _____ and called at 4:00 p.m. A.M.
(Park, Play Ground or Gymnasium) P.M.

OFFICIALS

OFFICIALS LISTED BELOW will be used in this contest as agreed between the two schools. If not previously agreed upon they will be considered accepted unless protested by visiting school immediately upon receipt of this notice. (By-law A-II-11.)
(Not To Be Filled By Visiting School)

NAME	ADDRESS	POSITION

ELIGIBILITY LIST

I hereby certify that each person whose name appears below is a bona fide student in regular attendance at the E.A.-W.R. High School, Wood River, Illinois; that he completed fifteen or more hours of recognized high school work in the last preceding semester he was in any high school; that he has successfully carried fifteen or more hours during the present semester from the beginning up to the date of this certificate; that the following tabulated data are correct; that he has complied in all respects with the requirements of the Illinois High School Association, and is eligible to participate in interscholastic contests under said rules.

Name of Coach S. McCune Dated 9-1-78 Signed Henry J. Studnicki Principal of E.A.-W.R.C. H.S.

PLAYING NO.		NAMES OF CONTESTANTS	BIRTH RECORD		Date of Enrollment for Present Term	(Based on Grades 9-12 IS NOW IN)		Date of Latest Doctor's Certificate	Check if Parents Do Not Live in District
			Mo., Day, Yr.	County and State		Sem. (No.)	Season (No.)		
White	Dark								

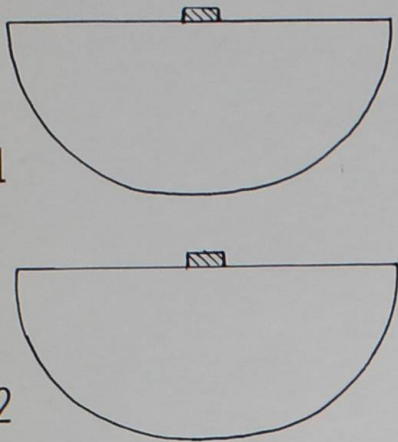
ATTACHED

FIELD HOCKEY SCORE SHEET

DATE SEPT. 21
 FIELD WOOD RIVER
 CONDITIONS Good

①

SHOT CHART

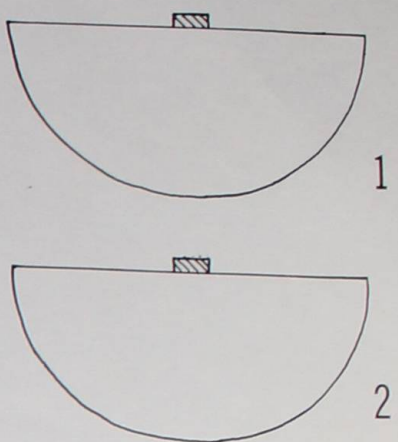


HOME

VISITORS

Shots	Asst.	Goals	No.	PLAYERS	POS.	PLAYERS	No.	Goals	Asst.	Shots
				5:50 + 5:23 = 11:13		:56 + :28 = 1:24				
				LUDWIG	GOAL	Selkirk Missy				
				SMITH	RB	Blankenship				
				BEARM	LB	Cox				
1	1			GEISTENACKER	RHB	Taylor				
				GREEN	CHB	Smith				
				KOLESZ	LHB	Peel				
4				ORANGWIN	RW	Twocedy				
4				ANDERSON	RI	Greenwall				
2				ARMSTRONG	CF	Oseland				
2	1			Foelkard	LI	STEVEN S				
4	2			Seybert	LW	FORD				
					SUBS					

SHOT CHART



PENALTY CORNERS

1	2	3	4	5	6	7	8	9	10
11	12	13	14	15	16	17	18	19	20
21	22	23	24	25	26	27	28	29	30

19

PENALTY CORNERS

1	2	3	4	5	6	7	8	9	10
11	12	13	14	15	16	17	18	19	20
21	22	23	24	25	26	27	28	29	30

10

CORNERS

1	2	3	4	5	6	7	8	9	10
11	12	13	14	15	16	17	18	19	20
21	22	23	24	25	26	27	28	29	30

-

CORNERS

1	2	3	4	5	6	7	8	9	10
11	12	13	14	15	16	17	18	19	20
21	22	23	24	25	26	27	28	29	30

-

SHOTS AT GOAL

1	2	3	4	5	6	7	8	9	10
11	12	13	14	15	16	17	18	19	20
21	22	23	24	25	26	27	28	29	30
31	32	33	34	35	36	37	38	39	40
41	42	43	44	45	46	47	48	49	50

17

SHOTS AT GOAL

1	2	3	4	5	6	7	8	9	10
11	12	13	14	15	16	17	18	19	20
21	22	23	24	25	26	27	28	29	30
31	32	33	34	35	36	37	38	39	40
41	42	43	44	45	46	47	48	49	50

5

GOALIE SAVES

1	2	3	4	5	6	7	8	9	10
11	12	13	14	15	16	17	18	19	20
21	22	23	24	25	26	27	28	29	30
31	32	33	34	35	36	37	38	39	40

2

GOALIE SAVES

1	2	3	4	5	6	7	8	9	10
11	12	13	14	15	16	17	18	19	20
21	22	23	24	25	26	27	28	29	30
31	32	33	34	35	36	37	38	39	40

10

SCORING

TEAM	PLAYER	PER.	TIME	ASSIST.	HOW SCORED
Edw.	Seybert	1	15:17		Distance in
Edw.	Seybert	1	29:50		" "
Edw.	Foelkard	2	6:05	GEISTENACKER	center

PERIOD SCORES

TEAM	1	2	O.T.	O.T.	P.S.	FINAL
EDW	2	1				3
WR						0

UMPIRES PLASKI - Noeth SCOREKEEPER _____

TIMER _____

ILLINOIS HIGH SCHOOL ASSOCIATION ATHLETIC DIVISION ELIGIBILITY CERTIFICATE

(PRINTED 1978)

Data for a contest in GIRLS FIELD HOCKEY between Granite City/North High School,
Granite City, Illinois, and Edwardsville High School, Edwardsville,
Illinois, to be held at Granite City on October 12, 1978
Contest will be played at _____ and called at _____
(Park, Play Ground or Gymnasium)

OFFICIALS
OFFICIALS LISTED BELOW will be used in this contest as agreed between the two schools. If not previously agreed upon they
will be considered accepted unless protested by visiting school immediately upon receipt of this notice. (By-law 2.080.)
(Not To Be Filled By Visiting Schools)

NAME	ADDRESS	POSITION

ELIGIBILITY LIST

I hereby certify that each person whose name appears below is a bona fide student in regular attendance at the Granite City
North High School, Granite City Illinois; has completed fifteen or more hours of recognized high school
work in the last preceding semester while in any high school; has successfully carried fifteen or more hours during the present semester from the
beginning up to the date of this certificate; has complied in all respects with the requirements of the Illinois High School Association, and is eligible
to participate in interscholastic contests under said rules; and that the following tabulated data is correct.

Name of Coach Lori Houser Dated 9/18/78 Signed [Signature] Principal of Granite City/North H.S.

PLAYING NO.		NAMES OF CONTESTANTS	BIRTH RECORD		Date of Enrollment for Present Term	(Based on) (Grades 9-12) IS NOW IN		Date of Latest Doctor's Certificate	Check if Parents Do Not Live in District
			Mo., Day, Yr.	County and State		Sem. (No.)	Season (No.)		
White	Dark								
		SEE ATTACHED							

LIST CONTINUED ON REVERSE SIDE

FIELD HOCKEY SCORE SHEET

DATE Sept 25 (2)
 FIELD Eow
 CONDITIONS

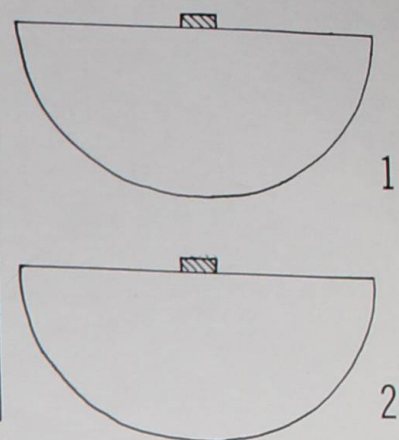
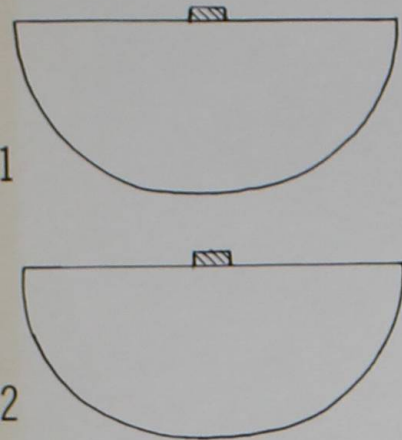
HOME

VISITORS North (0-1)

SHOT CHART

SHOT CHART

Shots Asst. Goals No. PLAYERS 9:36 POS. PLAYERS 4:31 No. Goals Asst. Shots



				PLAYERS	POS.	PLAYERS				
			20	KUNIG	GOAL	Ripka				
			7	SMITH	RB	Williams				
			13	BECKY	LB	FABISHER				
			4	GEISTENCKER	RHB	Lybaarger				
			2	GLENN	CHB	McKee				
			15	KOLESZ	LHB	Mc Ivory				
1			18	DLADGHLIN	RW	WATTS				
1			8	HENDERSON	RI	Siebert				
3	2		3	ARMSTRONG	CF	Ford				
5	1	2	14	Foehrknecht	LI	Thomas				
6	1	3	21	Seybert	LW	ZHARD				
				SUBS						

SCORING

TEAM	PLAYER	PER.	TIME	ASSIST.	HOW SCORED
Edw	Foehrknecht	1	3:31	Armstrong	out rebound
Edw	Seybert	1	6:04	—	knibbled in
Edw	Seybert	1	13:04	Armstrong	—
Edw	Seybert	1	28:44	Foehrknecht	set up
Edw	Foehrknecht	2	25:35	Seybert	entered from corner

PERIOD SCORES

TEAM	1	2	O.T.	O.T.	P.S.	FINAL
Eow	4	1				5
NORTH	0	0				0

UMPIRES HEDRICK - NORTH SCOREKEEPER

TIMER

PENALTY CORNERS

1	2	3	4	5	6	7	8	9	10
11	12	13	14	15	16	17	18	19	20
21	22	23	24	25	26	27	28	29	30

[10]

PENALTY CORNERS

1	2	3	4	5	6	7	8	9	10
11	12	13	14	15	16	17	18	19	20
21	22	23	24	25	26	27	28	29	30

[2]

CORNERS

1	2	3	4	5	6	7	8	9	10
11	12	13	14	15	16	17	18	19	20
21	22	23	24	25	26	27	28	29	30

[1]

CORNERS

1	2	3	4	5	6	7	8	9	10
11	12	13	14	15	16	17	18	19	20
21	22	23	24	25	26	27	28	29	30

[1]

SHOTS AT GOAL

1	2	3	4	5	6	7	8	9	10
11	12	13	14	15	16	17	18	19	20
21	22	23	24	25	26	27	28	29	30
31	32	33	34	35	36	37	38	39	40
41	42	43	44	45	46	47	48	49	50

[16]

SHOTS AT GOAL

1	2	3	4	5	6	7	8	9	10
11	12	13	14	15	16	17	18	19	20
21	22	23	24	25	26	27	28	29	30
31	32	33	34	35	36	37	38	39	40
41	42	43	44	45	46	47	48	49	50

[4]

GOALIE SAVES

1	2	3	4	5	6	7	8	9	10
11	12	13	14	15	16	17	18	19	20
21	22	23	24	25	26	27	28	29	30
31	32	33	34	35	36	37	38	39	40

[4]

GOALIE SAVES

1	2	3	4	5	6	7	8	9	10
11	12	13	14	15	16	17	18	19	20
21	22	23	24	25	26	27	28	29	30
31	32	33	34	35	36	37	38	39	40

[5]

Missouri State High School Activities Association

SENIOR HIGH SCHOOL ELIGIBILITY CERTIFICATE

The following students, 26 in number, are eligible under the rules of the Missouri State High School Activities Association to represent

the Cor Jesu Academy High School Saint Louis, Mo.

in a Field Hockey Team to be played at _____

on the date of Season 1978

(Please type or duplicate list of athletes with information below)

NAMES OF CONTESTANTS (List Alphabetically)	BIRTH		DATE OF ENROLLMENT FOR PRESENT SEMESTER	SEMESTERS OF M. S. ENROLL INCLUDING THIS (9TH, 10TH, 11TH & 12TH GRADES)	NO. OF UNITS CREDIT		NO. SEMESTERS IN THIS SPORT PREVIOUS TO THIS YEAR (GRADES 9-12)	
	YEAR	MONTH			DAY	EARNED LAST SEMESTER		WAS CREDIT CARRIED TO DATE THIS SEMESTER
Baebler Laura	61	6	21	8 29 78	7	3.25	0	6
Belford Linda	62	7	13	"	5	2.75	0	2
Bell Nancy	63	1	31	"	3	3.75	0	0
Capone Linda	63	12	1	"	1	0	0	6
Cooke Diane	60	11	10	"	7	3.25	0	4
Dirkers Diane	62	4	17	"	5	2.75	0	4
Dubuque Suzanne	62	4	17	"	7	3.25	0	4
Forster Joann	61	5	18	"	7	3.25	0	6
George Beth	61	3	16	"	7	2.75	0	6
Grote Brooke	61	8	19	"	7	3.25	0	0
Grote Drue	61	7	7	"	7	3;25	0	0
Kirchoff Lisa	64	8	6	"	1	0	0	0
Knapstein Cindy	62	12	26	"	3	3.25	0	6
La Rose Julie	61	2	4	"	7	3.25	0	0
Litzinger Kathy	64	7	6	"	1	0	0	0
O'Neill Libby	62	10	8	"	3	3.75	0	0
Parkinson Kathy	63	1	29	"	3	3.75	0	0
Sapienza Jeanne	63	8	13	"	3	3.75	0	0
Steinberg Jeanne	63	5	7	"	3	3.25	0	2
Thuett Sherrie	63	7	28	"	3	3.75	0	0
Tonsi Gina	63	4	1	"	3	3.75	0	4
Walsh Maggie	63	5	10	"	3	2.5	0	2
Wanner Francie	62	12	13	"	5	3.25	0	2
Wanner Ginny	62	12	15	"	3	0	0	0
Watkins Eve	64	7	18	"	1	0	0	2
Weidinger Janet	63	4	2	"	3	3.75	0	4
	61	12	1	"	5	3.25	0	

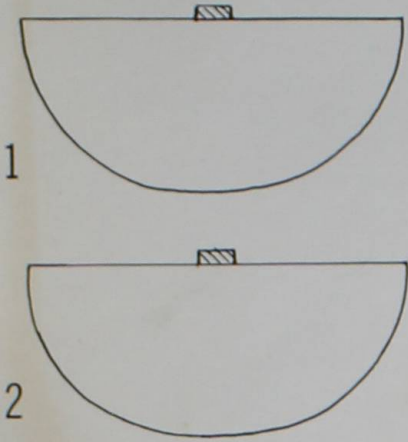
(Signed) [Signature]
Supervisor of Principals

Date Aug 09 1978 Cor Jesu Academy High School

FIELD HOCKEY SCORE SHEET

DATE Sept. 27 (3)
 FIELD Eow
 CONDITIONS CLEAR

SHOT CHART



HOME

VISITORS Cor Jesu

Shots Asst. Goals No.

PLAYERS

5:26 + 7:18 = 12:44

POS.

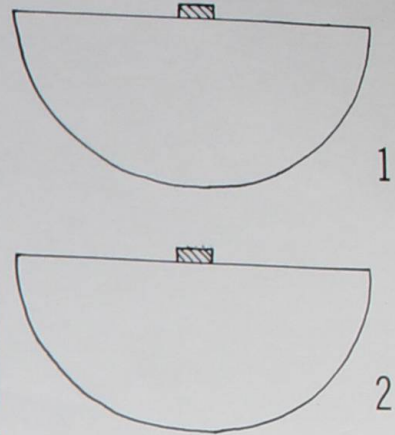
PLAYERS

2:55 + 1:14 = 4:09

No. Goals Asst. Shots

HOME		PLAYERS	POS.	VISITORS		PLAYERS	POS.
		<u>Ludwig</u>		GOAL		<u>George, Beth</u>	
1	1	<u>Smith</u> (3)		RB		<u>Bachler</u>	
1		<u>Berry</u> (1)		LB		<u>Grote</u>	
		<u>Gerstenecker</u>		RHB		<u>Forstar</u>	
		<u>Breuer</u>		CHB (3)		<u>Dubugue</u>	
2		<u>Koles</u> (2)		LHB		<u>WALSH</u>	
		<u>O'Dayli</u>		RW		<u>Thuet</u>	
1		<u>Hudson</u>		RI (5)		<u>Bell</u>	
2		<u>Armstrong</u>		CF		<u>Cooke</u>	
4	1	<u>Foelrkalb</u> (4)		LI (1)		<u>Knapstein</u>	
5		<u>Seybert</u> (5)		LW (2)		<u>Wanner</u>	
				SUBS			

SHOT CHART



PENALTY CORNERS

1	2	3	4	5	6	7	8	9	10
11	12	13	14	15	16	17	18	19	20
21	22	23	24	25	26	27	28	29	30

12

PENALTY CORNERS

1	2	3	4	5	6	7	8	9	10
11	12	13	14	15	16	17	18	19	20
21	22	23	24	25	26	27	28	29	30

8

CORNERS

1	2	3	4	5	6	7	8	9	10
11	12	13	14	15	16	17	18	19	20
21	22	23	24	25	26	27	28	29	30

-

CORNERS

1	2	3	4	5	6	7	8	9	10
11	12	13	14	15	16	17	18	19	20
21	22	23	24	25	26	27	28	29	30

-

SHOTS AT GOAL

1	2	3	4	5	6	7	8	9	10
11	12	13	14	15	16	17	18	19	20
21	22	23	24	25	26	27	28	29	30
31	32	33	34	35	36	37	38	39	40
41	42	43	44	45	46	47	48	49	50

14

SHOTS AT GOAL

1	2	3	4	5	6	7	8	9	10
11	12	13	14	15	16	17	18	19	20
21	22	23	24	25	26	27	28	29	30
31	32	33	34	35	36	37	38	39	40
41	42	43	44	45	46	47	48	49	50

-

GOALIE SAVES

1	2	3	4	5	6	7	8	9	10
11	12	13	14	15	16	17	18	19	20
21	22	23	24	25	26	27	28	29	30
31	32	33	34	35	36	37	38	39	40

-

GOALIE SAVES

1	2	3	4	5	6	7	8	9	10
11	12	13	14	15	16	17	18	19	20
21	22	23	24	25	26	27	28	29	30
31	32	33	34	35	36	37	38	39	40

-

SCORING

TEAM	PLAYER	PER.	TIME	ASSIST.	HOW SCORED
<u>Eow</u>	<u>Smith</u>			<u>OT-PS.</u>	<u>scoop-let</u>
<u>Eow</u>	<u>Foelrkalb</u>			<u>OT-PS.</u>	<u>flick-let</u>

PERIOD SCORES

TEAM	1	2	O.T.	O.T.	P.S.	FINAL
<u>Eow</u>	<u>0</u>	<u>0</u>			<u>0</u>	<u>0</u>
<u>Cor Jesu</u>	<u>0</u>	<u>0</u>			<u>0</u>	<u>0</u>

UMPIRES Argentine - Halc SCOREKEEPER

TIMER

FIELD HOCKEY SCORE SHEET

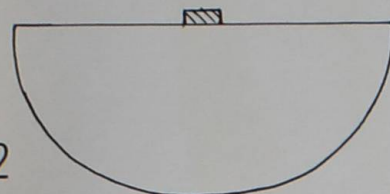
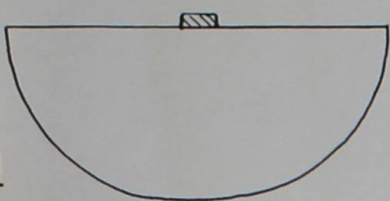
 DATE Sept. 28

 FIELD EDW

 CONDITIONS WARM

4

SHOT CHART



HOME

Shots Asst. Goals No.

 PLAYERS
4:55 + 4:35 = 9:30

1			
2			
1			
2			

WONG	GOAL
SMITH	RB
BEARY	LB
GERSTENCKER	RHB
GREEN	CHB
KOBRA	LHB
O'HANLON	RW
HENDERSON	RI
ARMSTRONG	CF
FOCHKAUB	LI
SEYBERT	LW

 VISITORS MASCOTAN

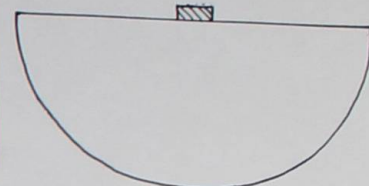
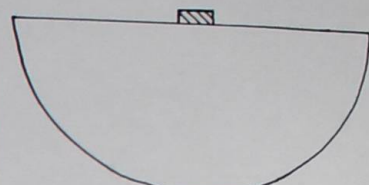
PLAYERS

8:30 + 6:22 = 14:52

BARRIENTOS, Ana	44
MUENCHAU Cindy	33
THOMAS Vicky	45
WISEMAN, Kelly	34
LAMB Terry	35
SCHNEIDER CAROL	28
OHL Mary	13
SAX Sue	23
FLETCHER, Colleen	21
LYBAKER, CATHY	22
SCHAAK, Deb	54

No. Goals Asst. Shots

SHOT CHART



PENALTY CORNERS

2	3	4	5	6	7	8	9	10
13	14	15	16	17	18	19	20	
22	23	24	25	26	27	28	29	30

12

CORNERS

3	4	5	6	7	8	9	10
13	14	15	16	17	18	19	20
23	24	25	26	27	28	29	30

-

SHOTS AT GOAL

3	4	5	6	7	8	9	10
13	14	15	16	17	18	19	20
23	24	25	26	27	28	29	30
33	34	35	36	37	38	39	40
43	44	45	46	47	48	49	50

6

GOALIE SAVES

1	2	3	4	5	6	7	8	9	10
11	12	13	14	15	16	17	18	19	20
21	22	23	24	25	26	27	28	29	30
31	32	33	34	35	36	37	38	39	40

3

SCORING

TEAM	PLAYER	PER.	TIME	ASSIST.	HOW SCORED
EDW	Armstrong	2	4:24	Seybert	off corner

awarded for interference of free hit

PERIOD SCORES

TEAM	1	2	O.T.	O.T.	P.S.	FINAL
EDW	0	1				1
MAS	0	0				0

 UMPIRES Adonis - North

SCOREKEEPER

TIMER

PENALTY CORNERS

1	2	3	4	5	6	7	8	9	10
11	12	13	14	15	16	17	18	19	20
21	22	23	24	25	26	27	28	29	30

15

CORNERS

1	2	3	4	5	6	7	8	9	10
11	12	13	14	15	16	17	18	19	20
21	22	23	24	25	26	27	28	29	30

-

SHOTS AT GOAL

1	2	3	4	5	6	7	8	9	10
11	12	13	14	15	16	17	18	19	20
21	22	23	24	25	26	27	28	29	30
31	32	33	34	35	36	37	38	39	40
41	42	43	44	45	46	47	48	49	50

9

GOALIE SAVES

1	2	3	4	5	6	7	8	9	10
11	12	13	14	15	16	17	18	19	20
21	22	23	24	25	26	27	28	29	30
31	32	33	34	35	36	37	38	39	40

3

Field Hockey

	Total Points	Assists	Goals	Seasons
Nancy Wilhold (77)	37	11	26	3
Amy Frey (76)	30	7	23	3
Deb Seybert	20	17	3	2
Julie Russell (77)	20	17	3	3
Denise Schaake (77)	13	8	3	2
Julie Foehrkalb	11	4	3	2
Ellie Harms (76)	7	7	-	3
Linda Ferguson	7	1	5	2
Brenda Schrage (75)	6	2	4	2
Leah Westerhold (77)	6	3	2	1
Connie Bertels (76)	5	2	2	2
Denise Peterson (75)	4	1	7B	1
Kim Talick (77)	X4	2	1	3
Jane O'Laughlin (74)	3	2	1	1
Melinda Bort	3	1	1	1
Cindy Bertels (74)	2	1	1	2
Sherry Rieger (76)	X7	X13	X5	X9
Cindy Haskell (74)	19	23	23	X2
Amy Armstrong-2	X18	-	-	X13
Pet O'Laughlin?	X13	-	-	-
Barb Smith	1	1	1	1
Joanie Green (75)	1	1	1	1
SANDY GELS	X4	X4	X4	X4
Karen Schmitt (76)	X4	X4	X4	X4
BECKY KOLESZ	X3	X3	X3	X3
Lisa Henderson	1	1	1	1

CUMULATIVE RECORD 33 - 10 - 1

Karen Berry

4
14
4
2426
4
14

11-
8
15 16
23 24

6 7 8
14

2
4
4
2
2
2
2
3

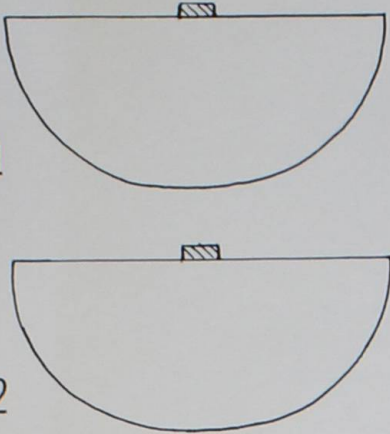
104
120

FIELD HOCKEY SCORE SHEET

DATE Oct 2
 FIELD Edw.
 CONDITIONS

5

SHOT CHART



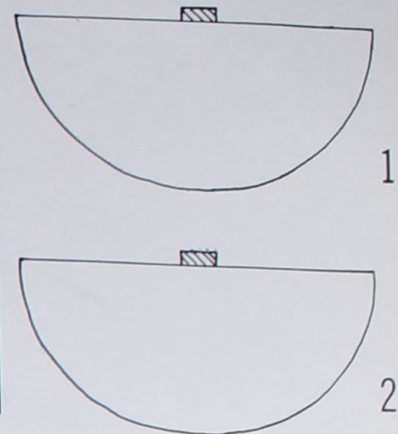
HOME

VISITORS Wood River

Shots Asst. Goals No. 4:47 + 4:10 = 8:57 PLAYERS POS. 0:59 + 0:36 → 1:35 PLAYERS No. Goals Asst. Shots

HOME	PLAYERS	POS.	VISITORS	PLAYERS
	Ludwig	GOAL	De Weeff	32
	Smith	RB	Cox	21
	Beeey	LB	Eblunig	35
1	Grestenwecker	RHB	Taylor	31
	Greer	CHB	Smith	13
1	Kolesa	LHB	Peel	12
	O'Loughlin	RW	Selkine	22
4	Henderson	RI	Stevens	14
9	Armstrong	CF	Oselana	11
3	Fochekaub	LI	Greenwell	40
2	Seybeet	LW	RHONES, K.	15
		SUBS		

SHOT CHART



PENALTY CORNERS

1	2	3	4	5	6	7	8	9	10
11	12	13	14	15	16	17	18	19	20
21	22	23	24	25	26	27	28	29	30

18

PENALTY CORNERS

1	2	3	4	5	6	7	8	9	10
11	12	13	14	15	16	17	18	19	20
21	22	23	24	25	26	27	28	29	30

5

CORNERS

1	2	3	4	5	6	7	8	9	10
11	12	13	14	15	16	17	18	19	20
21	22	23	24	25	26	27	28	29	30

1

CORNERS

1	2	3	4	5	6	7	8	9	10
11	12	13	14	15	16	17	18	19	20
21	22	23	24	25	26	27	28	29	30

-

SHOTS AT GOAL

1	2	3	4	5	6	7	8	9	10
11	12	13	14	15	16	17	18	19	20
21	22	23	24	25	26	27	28	29	30
31	32	33	34	35	36	37	38	39	40
41	42	43	44	45	46	47	48	49	50

19

SHOTS AT GOAL

1	2	3	4	5	6	7	8	9	10
11	12	13	14	15	16	17	18	19	20
21	22	23	24	25	26	27	28	29	30
31	32	33	34	35	36	37	38	39	40
41	42	43	44	45	46	47	48	49	50

3

GOALIE SAVES

1	2	3	4	5	6	7	8	9	10
11	12	13	14	15	16	17	18	19	20
21	22	23	24	25	26	27	28	29	30
31	32	33	34	35	36	37	38	39	40

0

GOALIE SAVES

1	2	3	4	5	6	7	8	9	10
11	12	13	14	15	16	17	18	19	20
21	22	23	24	25	26	27	28	29	30
31	32	33	34	35	36	37	38	39	40

3

SCORING

TEAM	PLAYER	PER.	TIME	ASSIST.	HOW SCORED
Edw	Fochekaub	1	15:03	O'Loughlin	scramble
Edw	Armstrong	2	11:40	Seybeet	
Edw	Seybeet	2	12:46		scramble
Edw	Armstrong	2	23:36	Grestenwecker	

PERIOD SCORES

TEAM	1	2	O.T.	O.T.	P.S.	FINAL
Edw	1	3				4
W.R						0

UMPIRES Hedrick - North SCOREKEEPER

TIMER

FIELD HOCKEY SCORE SHEET

6

DATE Oct. 5
FIELD South
CONDITIONS cold!

SHOT CHART



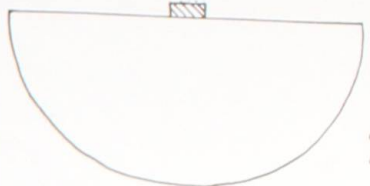
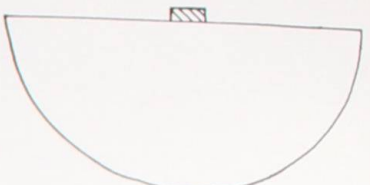
HOME

VISITORS Granite South

Shots Asst. Goals No. 532 + 700 = 12:32 PLAYERS POS. 105 + 125 = 2:30 PLAYERS No. Goals Asst. Shots

Shots	Asst.	Goals	No.	PLAYERS	POS.	PLAYERS	No.	Goals	Asst.	Shots
				Lewis	GOAL	Scannell, Janet				
				Smith	RB	Campbell				
				Brady	LB	Watson				
1				Geestemaker	RHB	Milton				
				Corcoran	CHB	GAC				
1				Kolesa	LHB	Roznack				
2				O'Connell	RW	Corzilius				
5	1			Henderson, J.	RI	Herman				
4	1	2		Armstrong	CF	Jakovich				
3	1			Foehle, G.	LI	Bell				
8	-	4		Seybert	LW	Werns				
					SUBS					

SHOT CHART



PENALTY CORNERS

1	2	3	4	5	6	7	8	9	10
11	12	13	14	15	16	17	18	19	20
21	22	23	24	25	26	27	28	29	30

13

CORNERS

1	2	3	4	5	6	7	8	9	10
11	12	13	14	15	16	17	18	19	20
21	22	23	24	25	26	27	28	29	30

-

SHOTS AT GOAL

1	2	3	4	5	6	7	8	9	10
11	12	13	14	15	16	17	18	19	20
21	22	23	24	25	26	27	28	29	30
31	32	33	34	35	36	37	38	39	40
41	42	43	44	45	46	47	48	49	50

22

GOALIE SAVES

1	2	3	4	5	6	7	8	9	10
11	12	13	14	15	16	17	18	19	20
21	22	23	24	25	26	27	28	29	30
31	32	33	34	35	36	37	38	39	40

1

SCORING

TEAM	PLAYER	PER.	TIME	ASSIST.	HOW SCORED
	Seybert	1	0:30		End of game
	Seybert	2	0:50	Armstrong	off def. FB
	Arm	2	3:18	Henderson	offensive play
	Arm	2	15:10	Geestemaker	offensive
	Seybert	2	22:43	Kolesa	offensive
	Seybert	2	29:05	Foehle, G.	offensive

PERIOD SCORES

TEAM	1	2	O.T.	O.T.	P.S.	FINAL
Home	1	5				6
Granite South	0	0				0

UMPIRES PLARSKI - NORTH

SCOREKEEPER

TIMER

PENALTY CORNERS

1	2	3	4	5	6	7	8	9	10
11	12	13	14	15	16	17	18	19	20
21	22	23	24	25	26	27	28	29	30

3

CORNERS

1	2	3	4	5	6	7	8	9	10
11	12	13	14	15	16	17	18	19	20
21	22	23	24	25	26	27	28	29	30

-

SHOTS AT GOAL

1	2	3	4	5	6	7	8	9	10
11	12	13	14	15	16	17	18	19	20
21	22	23	24	25	26	27	28	29	30
31	32	33	34	35	36	37	38	39	40
41	42	43	44	45	46	47	48	49	50

4

GOALIE SAVES

1	2	3	4	5	6	7	8	9	10
11	12	13	14	15	16	17	18	19	20
21	22	23	24	25	26	27	28	29	30
31	32	33	34	35	36	37	38	39	40

9



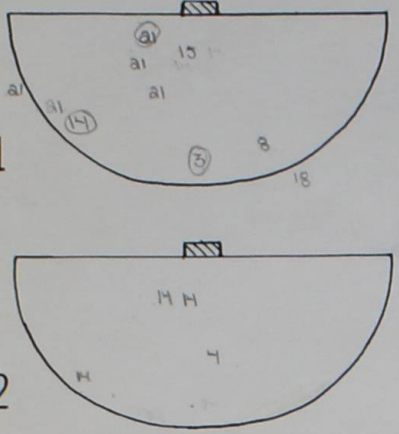
FIELD HOCKEY SCORE SHEET

DATE 10/9/78 7
 FIELD LUTHERAN N (25 min halves)
 CONDITIONS WARM

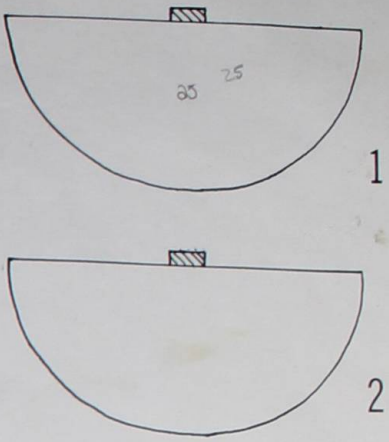
HOME Edwardsville
 5:00 / 3:42 → 9:32
 Shots Asst. Goals No. PLAYERS

VISITORS LUTHERAN NORTH
 1:15 / 0:46 / 2:01
 No. Goals Asst. Shots PLAYERS

SHOT CHART



SHOT CHART



No.	Goals	Asst.	Shots	PLAYERS	POS.	GOAL	PLAYERS
				20 LUDWIG	GOAL		Ottierholz KATHY
				7 SMITH	RB		Wainhold M.
				13 BERRY	LB		Klotzger K.
1				4 GERSTENECKER	RHB		Pargmann T.
				2 GREER	CHB		Laird C.
1				15 KOLESKA	LHB		Arvenberg B. ^{OUT}
1				18 O'LAUGHLIN	RW		Moss L. ^{OUT}
1				8 HENDERSON	RI		Tampow C.
1	1			3 ARMSTRONG	CF		Kampen T.
4	1			14 FOHRKALB	LI		Pick J.
0	2	1	21	3 SEYBERT	LW		Lampe K.
SUBS							
				1 BORT	IN(2) OUT(1) IN		Wainhold T. ^{IN}
				6 O'LAUGHLIN	IN(2)		McBrow M. ^{IN}
				17 HENDERSON			Fink E.
				11 LEXOW			
				24 NIEBUR			
				10 WILSON			
				9 FOHRKALB	IN(2) OUT		

PENALTY CORNERS

X X X X X X X X X X
 11 12 13 14 15 16 17 18 19 20
 21 22 23 24 25 26 27 28 29 30 9

PENALTY CORNERS

X X 3 4 5 6 7 8 9 10
 11 12 13 14 15 16 17 18 19 20
 21 22 23 24 25 26 27 28 29 30 2

CORNERS

X X 3 4 5 6 7 8 9 10
 11 12 13 14 15 16 17 18 19 20
 21 22 23 24 25 26 27 28 29 30 2

CORNERS

1 2 3 4 5 6 7 8 9 10
 11 12 13 14 15 16 17 18 19 20
 21 22 23 24 25 26 27 28 29 30 0

SHOTS AT GOAL

X X X X X X X X X X
 11 12 13 14 15 16 17 18 19 20
 21 22 23 24 25 26 27 28 29 30
 31 32 33 34 35 36 37 38 39 40
 41 42 43 44 45 46 47 48 49 50 14

SHOTS AT GOAL

X X 3 4 5 6 7 8 9 10
 11 12 13 14 15 16 17 18 19 20
 21 22 23 24 25 26 27 28 29 30
 31 32 33 34 35 36 37 38 39 40
 41 42 43 44 45 46 47 48 49 50 2

GOALIE SAVES

X X 3 4 5 6 7 8 9 10
 11 12 13 14 15 16 17 18 19 20
 21 22 23 24 25 26 27 28 29 30
 31 32 33 34 35 36 37 38 39 40 2

GOALIE SAVES

X X X X 6 7 8 9 10
 11 12 13 14 15 16 17 18 19 20
 21 22 23 24 25 26 27 28 29 30
 31 32 33 34 35 36 37 38 39 40 5

SCORING

TEAM	PLAYER	PER.	TIME	ASSIST.	HOW SCORED
Edw.	Armstrong	1	16:30	Seybert	centered perfectly
Edw.	Seybert	1	20:04	unassisted	streak in!
Edw.	Foehrkalb	1	21:10	Seybert	acrobatic

PERIOD SCORES


TEAM	1	2	O.T.	O.T.	P.S.	FINAL
Edwardsville	3	0				3
Lutheran North	0	0				0

SCOREKEEPER

UMPIRES Bills

TIMER

25 min - halves



FIELD HOCKEY SCORE SHEET

DATE October 12, 1978

FIELD Granite North

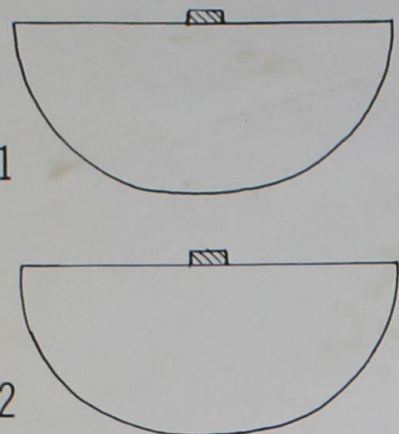
CONDITIONS Cold & Rainy

8

HOME Edwardsville

VISITORS Granite North

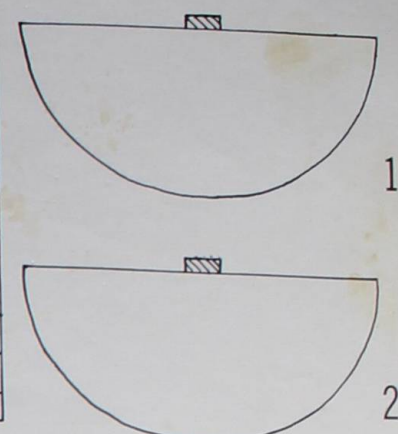
SHOT CHART



Shots Asst. Goals No. PLAYERS POS. PLAYERS No. Goals Asst. Shots

HOME			VISITORS							
Shots	Asst.	Goals	No.	PLAYERS	POS.	PLAYERS	No.	Goals	Asst.	Shots
				20 Ludwig	GOAL	Ripka				
				7 Smith	RB	Williams				
				13 Perry	LB	Fabacher				
				4 Barrett	RHB	Vaughn				
				2 Brewer	CHB	Williams				
				15 Kolasa	LHB	Lyberger				
				18 O'Laughlin	RW	Bledsoe				
				8 Henderson	RI	Thomas				
				3 Armstrong	CF	Ford				
				14 Tschirhalb	LI	M'Kee				
				21 Daybert	LW	Chap				

SHOT CHART



SUBS

				1 Bart						
				16 O'Laughlin						
				7 Henderson						
				11 Loxon						
				27 Naibur						
				10 Wilson						

SCORING

TEAM	PLAYER	PER.	TIME	ASSIST.	HOW SCORED

PERIOD SCORES

TEAM	1	2	O.T.	O.T.	P.S.	FINAL
Edwardsville						
Granite North						

UMPIRES

SCOREKEEPER

TIMER

PENALTY CORNERS

1	2	3	4	5	6	7	8	9	10
11	12	13	14	15	16	17	18	19	20
21	22	23	24	25	26	27	28	29	30

CORNERS

1	2	3	4	5	6	7	8	9	10
11	12	13	14	15	16	17	18	19	20
21	22	23	24	25	26	27	28	29	30

SHOTS AT GOAL

1	2	3	4	5	6	7	8	9	10
11	12	13	14	15	16	17	18	19	20
21	22	23	24	25	26	27	28	29	30
31	32	33	34	35	36	37	38	39	40
41	42	43	44	45	46	47	48	49	50

GOALIE SAVES

1	2	3	4	5	6	7	8	9	10
11	12	13	14	15	16	17	18	19	20
21	22	23	24	25	26	27	28	29	30
31	32	33	34	35	36	37	38	39	40

PENALTY CORNERS

1	2	3	4	5	6	7	8	9	10
11	12	13	14	15	16	17	18	19	20
21	22	23	24	25	26	27	28	29	30

CORNERS

1	2	3	4	5	6	7	8	9	10
11	12	13	14	15	16	17	18	19	20
21	22	23	24	25	26	27	28	29	30

SHOTS AT GOAL

1	2	3	4	5	6	7	8	9	10
11	12	13	14	15	16	17	18	19	20
21	22	23	24	25	26	27	28	29	30
31	32	33	34	35	36	37	38	39	40
41	42	43	44	45	46	47	48	49	50

GOALIE SAVES

1	2	3	4	5	6	7	8	9	10
11	12	13	14	15	16	17	18	19	20
21	22	23	24	25	26	27	28	29	30
31	32	33	34	35	36	37	38	39	40

Official Game

Pett

MISSOURI STATE HIGH SCHOOL ACTIVITIES ASSOCIATION
 SENIOR high school eligibility Certificate

The following students,15.... in number, are eligible under the rules of the Missouri State High School Activities Association to represent theLutheran North.....High School.....St. Louis.....Mo., in a ..Field Hockey.....content to be played atSt. Louis Area..... on the date ofFall.....1978...

Name of Contestants	Birth			Date of Enrolling	Semesters of Enroll	No. of Units Credit		Sems in Sport
	Year	Month	Day			Last Sem	This Sem	
Butler, Sue	61	5	5	Sept 5	7	2 Plus	2 Plus	0
Garrett, Celeste	61	11	6	"	7	"	"	3
Grueneberg, Beth	61	2	29	"	7	"	"	1
Kempen Tammi	61	10	29	"	7	"	"	3
Klotzer, Kelly	61	5	22	"	7	"	"	2
Lampe, Kathy	61	6	1	"	7	"	"	2
Meers, Lori	61	2	12	"	7	"	"	3
Weinhold, Marilyn	61	1	2	"	7	"	"	1
Borgmann, Terri	62	4	19	"	5	"	"	1
Peck, Jeanne	62	5	21	"	5	"	"	0
Tampow, Connie	61	11	30	"	5	"	"	1
Weinhold, Tammy	61	5	26	"	3	"	"	1
Stierholz, Katrina	63	3	18	"	3	Withdraw	"	0
McGraw, Maureen	63	3	17	"	1	"	"	0
Fink, Ellen	63	10	7	"	"	"	"	0

Wayne D. Ungelbacher
 Director of Activities
 Lutheran North High School

Date: Sept 5, 1978

FIELD HOCKEY SCORE SHEET

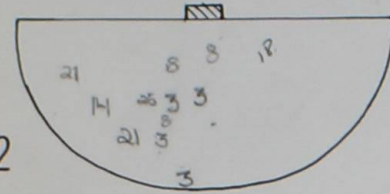
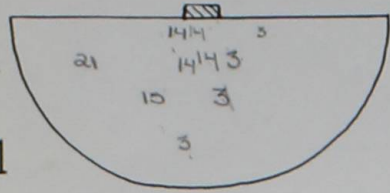
DATE October 18, 1978
 FIELD Edwardsville
 CONDITIONS Cold & Cloudy: Sun came out!

4333
9

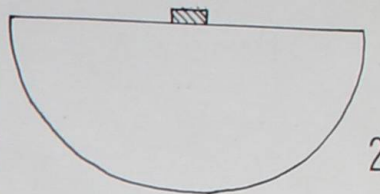
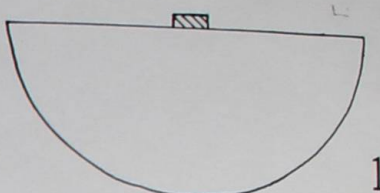
HOME Edwardsville
 4:30/4:30 → 8:45

VISITORS Lutheran North
 0:20/1:13 → 1:42

SHOT CHART



SHOT CHART



HOME Edwardsville			VISITORS Lutheran North		
Shots	Asst.	Goals	PLAYERS	POS.	PLAYERS
			20 Ludwig	GOAL	Ottobolz, Kat.
			7 Smith	RB	Wainhold N.
			13 Barry	LB	Kutzer K.
			4 Boratogocher	RHB	Borgmann T. ^{out(2)}
			2 Brewer	CHB	M ^c Braw ^{out(1)}
1			15 Kolesa	LHB	Bruenberg B.
1	1		18 O'Laughlin	RW	Mears L.
3			8 Henderson	RI	Tampow G.
2	1		8 Armstrong	CF	Komant T.
5	3		14 Fraerkalb	LI	Pack J.
3	2		21 Seybert	LW	Lampe K.
22				SUBS	

			Bart ^{in(1) out(1) out(2)}		Wainhold T. ⁱⁿ⁽²⁾
			O'Laughlin		Pink F. ^{in(1) out(1)}
			Henderson ^{in(1) out(2)}		Garratt ⁱⁿ⁽¹⁾
			Laxow ⁱⁿ⁽¹⁾		
			Wilson		
			Haskins		
			Fraerkalb ⁱⁿ⁽²⁾		
			Ponce ⁱⁿ⁽²⁾		
			Barbals ⁱⁿ⁽²⁾		

PENALTY CORNERS

1	2	3	4	5	6	7	8	9	10
11	12	13	14	15	16	17	18	19	20
21	22	23	24	25	26	27	28	29	30

22

PENALTY CORNERS

1	2	3	4	5	6	7	8	9	10
11	12	13	14	15	16	17	18	19	20
21	22	23	24	25	26	27	28	29	30

1

CORNERS

1	2	3	4	5	6	7	8	9	10
11	12	13	14	15	16	17	18	19	20
21	22	23	24	25	26	27	28	29	30

-

CORNERS

1	2	3	4	5	6	7	8	9	10
11	12	13	14	15	16	17	18	19	20
21	22	23	24	25	26	27	28	29	30

-

SHOTS AT GOAL

1	2	3	4	5	6	7	8	9	10
11	12	13	14	15	16	17	18	19	20
21	22	23	24	25	26	27	28	29	30
31	32	33	34	35	36	37	38	39	40
41	42	43	44	45	46	47	48	49	50

22

SHOTS AT GOAL

1	2	3	4	5	6	7	8	9	10
11	12	13	14	15	16	17	18	19	20
21	22	23	24	25	26	27	28	29	30
31	32	33	34	35	36	37	38	39	40
41	42	43	44	45	46	47	48	49	50

1

GOALIE SAVES

1	2	3	4	5	6	7	8	9	10
11	12	13	14	15	16	17	18	19	20
21	22	23	24	25	26	27	28	29	30
31	32	33	34	35	36	37	38	39	40

0

GOALIE SAVES

1	2	3	4	5	6	7	8	9	10
11	12	13	14	15	16	17	18	19	20
21	22	23	24	25	26	27	28	29	30
31	32	33	34	35	36	37	38	39	40

6

PERIOD SCORES

TEAM	1	2	O.T.	O.T.	P.S.	FINAL
Edwardsville	3	1	-	-	-	4
Lutheran North	0	0	-	-	-	0

UMPIRES N. J. ...

SCOREKEEPER T. Skilwell

TIMER T. Skilwell

CONRADSVILLE VS

REGS 1st H 2nd H OT

DATE

PLACE

OFFICIALS

any stick up put in Behr's hits

Cr Jensen

PTS	TEAM	#	POS	PLAYER	SHOTS	AST	GOALS	Tackles		SHOTS	AST	GOALS
								PLAY	Tackles			
				Fuch				Kara	Barb			
				Jim				10	11			
				Joe				10	10			
				DeBont				10	10			
				DeBont				10	10			
				Hansen								
				Waner								
				Waner								
7				Kilson								
				Joe								

SHOTS ON GOAL

1 2 3 4 5 6 7 8
9 10 11 12 13 14 15
16 17 18 19 20 21 22

GOALIE SAVES

1 2 3 4 5 6 7 8
9 10 11 12 13 14 15

PENALTY CORNERS TAKEN

1 2 3 4 5 6 7 8 9 10
11 12 13 14 15 16 17 18 19 20
21 22 23 24 25 26 27 28 29 30
31 32 33 34 35 36 37 38 39 40

PENALTY STROKE - TB

NAME	PTS
Kilson	
Waner	
DeBont	1 high
Fuch	16 mid left
Joe	

GOAL BY:

Fuch

TIME HALF

AST DESCRIPTION

SHOTS ON GOAL - TB

1 2 3 4 5 6 7 8
9 10 11 12 13 14 15 16
17 18 19 20 21 22 23 24

GOALIE SAVES

1 2 3 4 5 6 7 8
9 10 11 12 13 14 15

PENALTY CORNERS TAKEN

1 2 3 4 5 6 7 8 9 10
11 12 13 14 15 16 17 18 19 20
21 22 23 24 25 26 27 28 29 30
31 32 33 34 35 36 37 38 39 40

PENALTY STROKE - TB

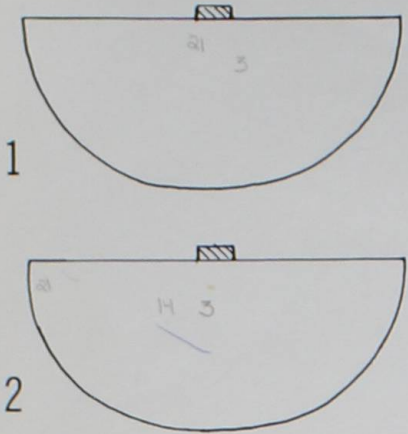
PLAYER	PTS
Kilson	
Waner	
DeBont	
Beal	

12:39

FIELD HOCKEY SCORE SHEET

DATE Oct 19, 1978 10
 FIELD Mascota
 CONDITIONS Sunny & Chilly

SHOT CHART



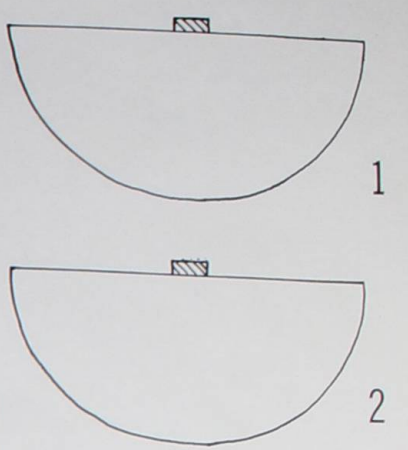
HOME Edwardsville (2-0)
 2:10 / 1:51 → 4:07
 Shots Asst. Goals No. PLAYERS

VISITORS MASCOTA (-3)
 4:53 / 4:38 9:01
 No. Goals Asst. Shots PLAYERS

		HOME PLAYERS				VISITORS PLAYERS			
		No.	Asst.	Goals	Shots	No.	Asst.	Goals	Shots
		20				Barrington			
		7				Moran			
		13				Thomas			
		4				Nickerson			
		2				Lamo			
		15				Schwider			
		18				Ohl			
		8				Sax			
2		3				Folger			
1		14				Lupaker			
2		21				Debeck			

		SUBS			

SHOT CHART



PENALTY CORNERS

- 1 2 3 4 5 6 7 8 9 10
- 11 12 13 14 15 16 17 18 19 20
- 21 22 23 24 25 26 27 28 29 30

6

CORNERS

- 1 2 3 4 5 6 7 8 9 10
- 11 12 13 14 15 16 17 18 19 20
- 21 22 23 24 25 26 27 28 29 30

0

SHOTS AT GOAL

- 1 2 3 4 5 6 7 8 9 10
- 11 12 13 14 15 16 17 18 19 20
- 21 22 23 24 25 26 27 28 29 30
- 31 32 33 34 35 36 37 38 39 40
- 41 42 43 44 45 46 47 48 49 50

8

GOALIE SAVES

- 1 2 3 4 5 6 7 8 9 10
- 11 12 13 14 15 16 17 18 19 20
- 22 23 24 25 26 27 28 29 30
- 32 33 34 35 36 37 38 39 40

6

SCORING

TEAM	PLAYER	PER.	TIME	ASSIST.	HOW SCORED
Edw.	Debeck	1	28:00	SAX	
Mho.	Schwider	2	30:15		

PERIOD SCORES

TEAM	1	2	O.T.	O.T.	P.S.	FINAL
Edwardsville	0	0				0
Mascota	1	1				2

UMPIRES B. Marks

SCOREKEEPER

A.

TIMER

PENALTY CORNERS

- 1 2 3 4 5 6 7 8 9 10
- 11 12 13 14 15 16 17 18 19 20
- 21 22 23 24 25 26 27 28 29 30

11

CORNERS

- 1 2 3 4 5 6 7 8 9 10
- 11 12 13 14 15 16 17 18 19 20
- 21 22 23 24 25 26 27 28 29 30

0

SHOTS AT GOAL


- 1 2 3 4 5 6 7 8 9 10
- 11 12 13 14 15 16 17 18 19 20
- 21 22 23 24 25 26 27 28 29 30
- 31 32 33 34 35 36 37 38 39 40
- 41 42 43 44 45 46 47 48 49 50

14

GOALIE SAVES

- 1 2 3 4 5 6 7 8 9 10
- 11 12 13 14 15 16 17 18 19 20
- 21 22 23 24 25 26 27 28 29 30
- 31 32 33 34 35 36 37 38 39 40

3



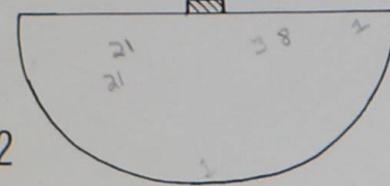
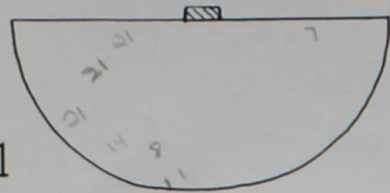
FIELD HOCKEY SCORE SHEET

- 12 Game Sectionals -

DATE Oct 25, 1978
 FIELD Old E, Sectionals
 CONDITIONS Warm & Cloudy

(11)

SHOT CHART



HOME Edwardsville (2-1)

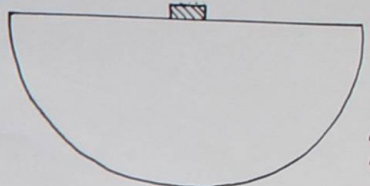
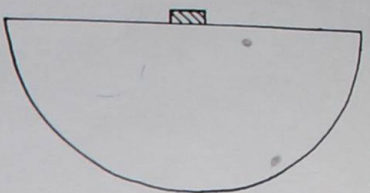
VISITORS Wood River

Shots Asst. Goals No. PLAYERS POS. PLAYERS No. Goals Asst. Shots

HOME Edwardsville				POS.	VISITORS Wood River						
			20 Ludwig	GOAL	Dewarss	Velvet	32				
	1		7 Smith	RB	Cox		21				
			13 Barry	LB	Felling		30				
			4 Branstanger	RHB	Taylor		31				
			2 Greer	CHB	Smith		13				
			15 Kolesa	LHB	Reel		12				
			18 O'Laughlin	RW	Sullivan		22				
	1		8 Henderson	RI	Turady		23				
			3 Armstrong	CF	Oreland		11				
			14 Fehrkalb	LI	Brannwall		24				
5	1		21 Seybert	LW	Rhodes		15				

SUBS					SUBS						
			Henderson				46				
			Bart				30				
			Lesov				34				
			Naibur				10				
			O'Laughlin				25				
			Fehrkalb								
			Henderson K								

SHOT CHART



PENALTY CORNERS

1	2	3	4	5	6	7	8	9	10
11	12	13	14	15	16	17	18	19	20
21	22	23	24	25	26	27	28	29	30

14

PENALTY CORNERS

1	2	3	4	5	6	7	8	9	10
11	12	13	14	15	16	17	18	19	20
21	22	23	24	25	26	27	28	29	30

3

SCORING

TEAM	PLAYER	PER.	TIME	ASSIST.	HOW SCORED
Edw	B. Smith	1	2:10	unassisted	from edge of circle
Edw	Seybert	2	20:10	unassisted	from edge of circle
Edw	Henderson	2	20:40	unassisted	drive from edge of circle

CORNERS

1	2	3	4	5	6	7	8	9	10
11	12	13	14	15	16	17	18	19	20
21	22	23	24	25	26	27	28	29	30

3

CORNERS

1	2	3	4	5	6	7	8	9	10
11	12	13	14	15	16	17	18	19	20
21	22	23	24	25	26	27	28	29	30

1

SHOTS AT GOAL

1	2	3	4	5	6	7	8	9	10
11	12	13	14	15	16	17	18	19	20
21	22	23	24	25	26	27	28	29	30
31	32	33	34	35	36	37	38	39	40
41	42	43	44	45	46	47	48	49	50

13

SHOTS AT GOAL

1	2	3	4	5	6	7	8	9	10
11	12	13	14	15	16	17	18	19	20
21	22	23	24	25	26	27	28	29	30
31	32	33	34	35	36	37	38	39	40
41	42	43	44	45	46	47	48	49	50

9

GOALIE SAVES

1	2	3	4	5	6	7	8	9	10
11	12	13	14	15	16	17	18	19	20
21	22	23	24	25	26	27	28	29	30
31	32	33	34	35	36	37	38	39	40

5

GOALIE SAVES

1	2	3	4	5	6	7	8	9	10
11	12	13	14	15	16	17	18	19	20
21	22	23	24	25	26	27	28	29	30
31	32	33	34	35	36	37	38	39	40


7

PERIOD SCORES

TEAM	1	2	O.T.	O.T.	P.S.	FINAL
Edwardsville	2	0				2
Wood River	0	0				0

UMPIRES North
Raschi

SCOREKEEPER D. Jensen
 TIMER K. Wilson



FIELD HOCKEY SCORE SHEET

- 2nd game of the sectional -

DATE Oct. 27, 1978

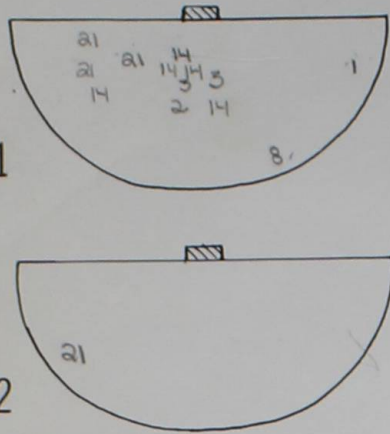
FIELD DIV. F. - Sectionals

CONDITIONS Warm & Sunny

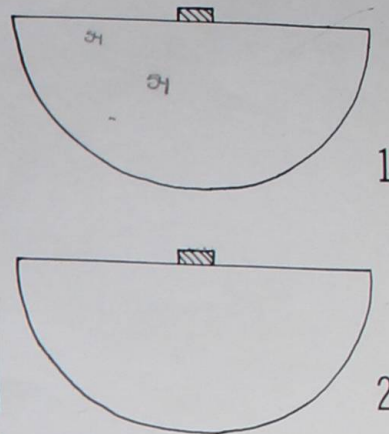
HOME Edwardsville 5:02/1:15 (9-1) 6:17

VISITORS Mascoutah 3:12/4:15 (6-3) 7:27

SHOT CHART



SHOT CHART



Shots	Asst.	Goals	No.	PLAYERS	POS.	PLAYERS	No.	Goals	Asst.	Shots
				80 Ludwig	GOAL	Barrientos Anne	45			
				7 Smith	RB	Moenschau	33			
				13 Barry	LB	Thomas	40			
				4 Barrett/acker	RHB	Wiseman	31			
				2 brear	CHB	Lamb	30			
				15 Koleca	LHB	Schneider	30			
				1 Bort	RW	Oni	13			
				8 Henderson	RI	Dax	23			
				3 Armstrong	CF	Flatcher	1			
				14 Foxholtz	LI	Wooker	20			
				21 Seybert	LW	Schaak	54			
SUBS										

				18 O'Loughlin Pat		Albers	21			
				Lexow		Treyer	50			
				O'Loughlin Peg		Cross	32			
				9 Foxholtz Jill		Steffen	40			
				Henderson Kate		Mary Crowe	41			
				Lexow III (2/2006)		Horton	14			
						Hocce Brock				
						Cathy Crowe	42			
						Klapetzky	43			
						Taylor	18			

SCORING


TEAM	PLAYER	PER.	TIME	ASSIST.	HOW SCORED
Edw.	Armstrong	1	22:51	Seybert	Got up from outside

PERIOD SCORES


TEAM	1	2	O.T.	O.T.	P.S.	FINAL
Edwardsville	1	0	-	-		1
Mascoutah						0

UMPIRES: J. Hest, L. Stork
 SCOREKEEPER: Karen Weiler, Tandy
 TIMER:


PENALTY CORNERS



PENALTY CORNERS



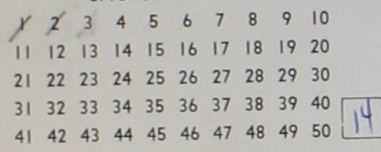
CORNERS



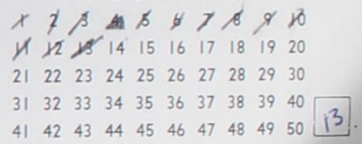
CORNERS



SHOTS AT GOAL




SHOTS AT GOAL



GOALIE SAVES



GOALIE SAVES



...ing is listed as the breeder of a race horse.

A race horse listed as a bay has a coat that varies from a light yellowish tan to a dark auburn.

A race horse listed as a chestnut has a coat that varies from a light washy yellow to a deep liver.

...es and tallied one as No. 17 Arkansas ended a two-game losing streak by crushing Rice 37-7; Al Middleton's three touchdowns led No. 18 Michigan State over Illinois 59-19; Mark Schubert's 29-yard field goal with 3:09 left lifted No. 19 Pitt past Syracuse 18-17 and No. 20 Washington defeated Arizona 31-21 with Tom Porras scoring on a 10-yard

...League
ATLANTA FLAMES—Purchased Rod Seiling, defenseman, from the St. Louis Blues for an undisclosed amount of cash.
ST. LOUIS BLUES—Recalled Bruce Affleck, defenseman, from Salt Lake City of the Central Hockey League.

BASKETBALL
National Basketball Association
SAN DIEGO CLIPPERS—Activated Jerome Whitehead, forward. Waived Stan Pietkeiwicz, guard.

Eastern, Southern pop up with Saturday victories

By The Associated Press

Lots of things have changed around Eastern Illinois in the past year. The Panthers have a new coach, more appreciative fans and a much better football team.

"The only reason the crowd came out last year was to criticize us," said junior running back Poke Cobb. "This time the crowd got us up, got us high."

Eastern was 1-10 last year under Coach John Konstantinos. After Saturday's 42-7 homecoming rout of Illinois State before a record crowd of more than 9,000, the Panthers are 7-2 under Darrell Mudra.

Cobb ran for two touchdowns and passed for a third. He rushed for 151 yards, giving him 1,063 for the season.

In other games involving Illinois teams, Northern Illinois booted Kent State 17-21 in the Mid-American Conference, Southern Illinois handled Indiana State 28-

7, and Western Illinois squeaked past Saginaw Valley 27-26.

Rome Moga tied a Northern record with four field goals and Dave Petzke caught two touchdown passes to lead the charge against Kent State.

Southern Illinois captured its Missouri Valley Conference clash behind quarterback John Cernak, who passed for one touchdown and ran for another.

After trailing 19-0 in the first quarter, Western won in the final period when it recovered a bad snap on a punt play in the end zone for a touchdown and Don Vock kicked the extra point.

Elmhurst and Millikin remained locked for the College Conference of Illinois-Wisconsin lead with 6-1 records after victories Saturday.

George Donald scored three touch-

downs as Elmhurst sent North Park to its 26th consecutive loss, 41-8. Millikin had a similarly easy time with Illinois Wesleyan, breezing to a 21-0 decision as Bob Lockart passed for a touchdown and ran for another.

North Central topped Wheaton 27-12, and Carroll beat Augustana 33-17 in Saturday's other CCIW games.

In the remaining contests involving Illinois colleges, Carleton edged the University of Chicago 15-13, Monmouth walloped Knox 51-0, Illinois Benedictine crushed Concordia 34-7, Eureka defeated Iowa Wesleyan 30-13, Olivet Nazarene ruined Illinois College's undefeated season 37-6, Southwestern Memphis destroyed Principia 55-0, Lake Forest dumped Grinnell 19-7, and Washington University (Mo.) topped Northeastern Illinois 39-8.

Let's Talk Real Estate

with Gene St. Cin



If you are hiring someone you should get the most for your money. When selecting a real estate broker come to DOLAN CO. REALTORS, 206 Beltline West, Godfrey. We are the professionals who know the community, know the real estate market and have the expertise to consummate a real estate transaction by bringing a ready and willing buyer to a prospective seller. In your next real estate transaction put the experts on your side and call DOLAN CO. REALTORS. Open 8:30-8:30 Mon.-Thurs., 8:30-6 Fri. & Sat.,

DOLAN CO. REALTORS
206 Beltline West, Godfrey

Two contracts are involved in real estate activities. The first is the contract of employment between a real estate broker and the owner of property. The second is the contract of sale between the owner and the buyer, which the real estate broker negotiates, as agent for the owner. The contract between the owner and the real estate broker is known as the listing contract. It spells out upon what terms a sale, or lease, are to be negotiated by the broker, the duration of the contract, and the compensation to be paid by the owner to his real estate broker for his or her services.

HELPFUL HINT:

parking windows are an advertisement that the house you're seeing has been kept in A-1 shape.

\$30 MILLION EACH YEAR TO BENEFIT ILLINOIS TAX PAYERS

Will result from Everett Steele's "Out-of-state" truck Fueling Bill, which requires out-state trucks to pay motor fuel tax, as they use Illinois roads. (Previously, most out-state trucks purchased fuel in other states, and paid no motor fuel tax to Illinois).

Re-Elect Rep. Everett Steele

A legislator who works to save money for Illinois Taxpayers, not just spend it.



You can give 3 votes to Everett Steele by voting No. 22 (straight Republican), or by voting No. 129 (Steele's name on the ballot) either or both. Your full support is needed! . . . to keep balanced representation and balanced budget in Springfield!

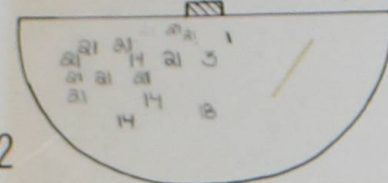
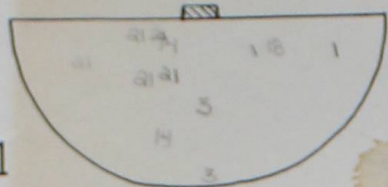
Citizens for Steele, P.O. Box 10, Glen Carbon

FIELD HOCKEY SCORE SHEET

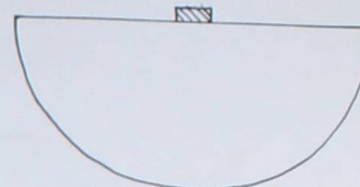
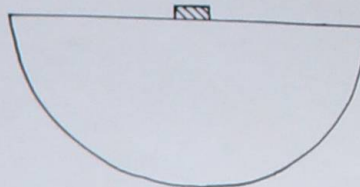
DATE Nov. 3, 1978
 FIELD New Trier West - Chicago
 CONDITIONS Sunny & Cool - 8:30 p.m.

HOME Edwardsville 4:00
 VISITORS M^s Henry 1:35
 4:15 1:02

SHOT CHART



SHOT CHART



Shots Asst. Goals No. PLAYERS 9:27 POS. PLAYERS No. Goals Asst. Shots

No.	PLAYERS	POS.	No.	PLAYERS	POS.
20	Ludwig	GOAL		Ritterma C.	GOAL
7	Smith J	RB		Bahlman Terri	RB
13	Berry	LB		Ainsworth Wendy	LB
4	Gerstlechner	RHB		Bialosky Sue	RHB
2	Greer	CHB		Smith Eileen	CHB
15	Ralesa	LHB		Wibbrandt Jill	LHB
18	O'Daughlin	RW		Byrne Colleen	RW
8	Henderson	RI		Smith Sharon	RI
3	Amalrom	CF		Haddock Sue	CF
14	Fachskalt	LI		Cornell Chris	LI
21	Schiffert	LW		Smith Sue	LW

No.	PLAYERS	POS.	No.	PLAYERS	POS.
1	Bart	GOAL		Dowell Julie	GOAL
				Bahlman Terri	RB

SCORING

TEAM	PLAYER	PER.	TIME	ASSIST.	HOW SCORED
Edw.	Bart	2	1:02	Schiffert	penalty shot

PERIOD SCORES

TEAM	1	2	O.T.	O.T.	P.S.	FINAL
Edw.	0	1				1
M ^s Henry						0

UMPIRES

SCOREKEEPER

TIMER

PENALTY CORNERS

1 2 3 4 5 6 7 8 9 10
 11 12 13 14 15 16 17 18 19 20
 21 22 23 24 25 26 27 28 29 30

22

CORNERS

1 2 3 4 5 6 7 8 9 10
 11 12 13 14 15 16 17 18 19 20
 21 22 23 24 25 26 27 28 29 30

penalty shot
 + Debbie Schiffert

SHOTS AT GOAL

1 2 3 4 5 6 7 8 9 10
 11 12 13 14 15 16 17 18 19 20
 21 22 23 24 25 26 27 28 29 30
 31 32 33 34 35 36 37 38 39 40
 41 42 43 44 45 46 47 48 49 50

14

GOALIE SAVES

1 2 3 4 5 6 7 8 9 10
 11 12 13 14 15 16 17 18 19 20
 21 22 23 24 25 26 27 28 29 30
 31 32 33 34 35 36 37 38 39 40

0

PENALTY CORNERS

1 2 3 4 5 6 7 8 9 10
 11 12 13 14 15 16 17 18 19 20
 21 22 23 24 25 26 27 28 29 30

4

CORNERS

1 2 3 4 5 6 7 8 9 10
 11 12 13 14 15 16 17 18 19 20
 21 22 23 24 25 26 27 28 29 30

SHOTS AT GOAL


1 2 3 4 5 6 7 8 9 10
 11 12 13 14 15 16 17 18 19 20
 21 22 23 24 25 26 27 28 29 30
 31 32 33 34 35 36 37 38 39 40
 41 42 43 44 45 46 47 48 49 50

4

GOALIE SAVES

1 2 3 4 5 6 7 8 9 10
 11 12 13 14 15 16 17 18 19 20
 21 22 23 24 25 26 27 28 29 30
 31 32 33 34 35 36 37 38 39 40

7

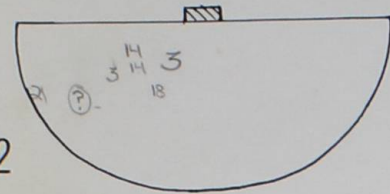
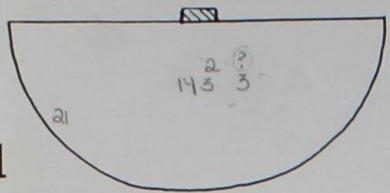


FIELD HOCKEY SCORE SHEET

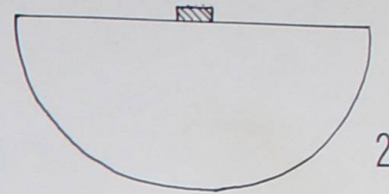
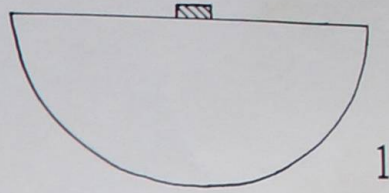
DATE Nov. 4, 1978 14
 FIELD New Trier West - Chicago
 CONDITIONS Sunny & Warm - 10:00 a.m.

HOME Edwardsville 3:17/2:01 VISITORS Deerfield 2:05/2:55
 6:08 4:36

SHOT CHART



SHOT CHART



Shots	Asst.	Goals	No.	PLAYERS	POS.	PLAYERS	No.	Goals	Asst.	Shots
				20 Ludwig	GOAL	Mustafa Mona				
				7 Smith	RB	Banick, Laura				
				13 Berry	LB	Morestin, Mona				
				4 Lorenzacker	RHB	Stephens, Lena				
				2 Brazer	CHB	Worley, Andy				
				15 Kolosa	LHB	Weiler, Beth				
				1 Bert	RW	Westerlin, Boyle				
				8 Henderson	RI	Tumpey, Lisa				
				3 Annotrong	CF	Pilger, Dandy				
				14 Fainkhalb	LI	Miller, Jesse				
				21 Ozybert	LW	Crane, Dolly				

SUBS	
Lexow	Mustafa
O'Laughlin (14)	Brust
	Deal
	Russell

SCORING

TEAM	PLAYER	PER.	TIME	ASSIST.	HOW SCORED
Edw.	Fainkhalb	2	20:00	Kolosa	off of corner

PERIOD SCORES

TEAM	1	2	O.T.	O.T.	P.S.	FINAL
Edwardsville	0	1				1
Deerfield	0	0				0

UMPIRES SCOREKEEPER

TIMER

PENALTY CORNERS

1	2	3	4	5	6	7	8	9	10
11	12	13	14	15	16	17	18	19	20
21	22	23	24	25	26	27	28	29	30

12

CORNERS

1	2	3	4	5	6	7	8	9	10
11	12	13	14	15	16	17	18	19	20
21	22	23	24	25	26	27	28	29	30

1

SHOTS AT GOAL

1	2	3	4	5	6	7	8	9	10
11	12	13	14	15	16	17	18	19	20
21	22	23	24	25	26	27	28	29	30
31	32	33	34	35	36	37	38	39	40
41	42	43	44	45	46	47	48	49	50

13

GOALIE SAVES

1	2	3	4	5	6	7	8	9	10
11	12	13	14	15	16	17	18	19	20
21	22	23	24	25	26	27	28	29	30
31	32	33	34	35	36	37	38	39	40

2

PENALTY CORNERS

1	2	3	4	5	6	7	8	9	10
11	12	13	14	15	16	17	18	19	20
21	22	23	24	25	26	27	28	29	30

6

CORNERS

1	2	3	4	5	6	7	8	9	10
11	12	13	14	15	16	17	18	19	20
21	22	23	24	25	26	27	28	29	30

1

SHOTS AT GOAL

1	2	3	4	5	6	7	8	9	10
11	12	13	14	15	16	17	18	19	20
21	22	23	24	25	26	27	28	29	30
31	32	33	34	35	36	37	38	39	40
41	42	43	44	45	46	47	48	49	50

5

GOALIE SAVES

1	2	3	4	5	6	7	8	9	10
11	12	13	14	15	16	17	18	19	20
21	22	23	24	25	26	27	28	29	30
31	32	33	34	35	36	37	38	39	40

3

86

46-11-1

4-11-1

48 - 77
39 - 78
187
7

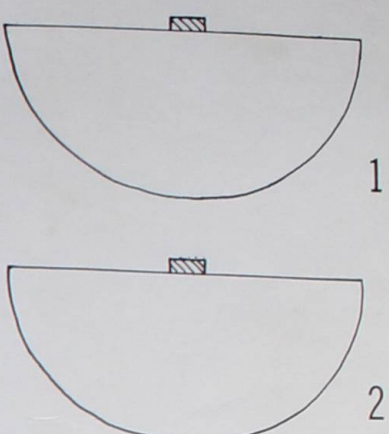
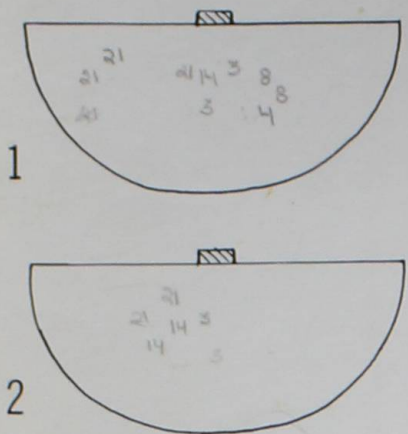
4-77
3-78

FIELD HOCKEY SCORE SHEET

DATE Nov. 4, 1978 15
 FIELD New Trier West - Chicago
 CONDITIONS Dark & Cold - 7:30 pm
 SHOT CHART Dewy & 15:40

- Final Game of State -
 HOME Edwardsville 0:30 / 4:50 10:25 VISITORS Chicago University High 1:41 / 2:53 → 4:37

SHOT CHART



HOME		PLAYERS		POS.	PLAYERS		VISITORS	
Shots	Asst.	Goals	No.		No.	Goals	Asst.	Shots
			20	Ludwig	GOAL	Warhane	Julie	
			7	Smith	RB	Luffer	Jeanie	
			13	Barry	LB	Newcomb		
			4	Barstenecker	RHB	Yang		
			8	Lozier	CHB	Williams-Ashman		
			15	Kelosa	LHB	Hruban		
			1	Bort	RW	Fitchan		
			8	Henderson	RI	Rosett		
			3	Armstrong	CF	Taylor	Suzanne	
			14	Fachrkhalb	LI	Straus		
			81	Oybart	LW	Letaning	Maagan	
					SUBS			
				O'Loughlin				

PER.	TIME	TEAM	PLAYER	ASSIST.	HOW SCORED
Edw	17:02	Edw	Barstenecker	Barry	off a corner (3)
Edw	24:07	Edw	Oybart	Fachrkhalb	off a corner (4-5)
Edw	27:24	Edw	Oybart	unassisted	off a flick
D. High	28:25	D. High	Fachrkhalb	Kelosa	straight from corner (4)
Edw	28:13	Edw	Armstrong	Taylor	off a flick
Edw	35:40	Edw	Armstrong	O'Loughlin	off a passed corner (4-3)

SCORING

PENALTY CORNERS

1	2	3	4	5	6	7	8	9	10
11	12	13	14	15	16	17	18	19	20
21	22	23	24	25	26	27	28	29	30

16

PENALTY CORNERS

1	2	3	4	5	6	7	8	9	10
11	12	13	14	15	16	17	18	19	20
21	22	23	24	25	26	27	28	29	30

6

CORNERS

1	2	3	4	5	6	7	8	9	10
11	12	13	14	15	16	17	18	19	20
21	22	23	24	25	26	27	28	29	30

□

CORNERS

1	2	3	4	5	6	7	8	9	10
11	12	13	14	15	16	17	18	19	20
21	22	23	24	25	26	27	28	29	30

□

SHOTS AT GOAL

1	2	3	4	5	6	7	8	9	10
11	12	13	14	15	16	17	18	19	20
21	22	23	24	25	26	27	28	29	30
31	32	33	34	35	36	37	38	39	40
41	42	43	44	45	46	47	48	49	50

15

SHOTS AT GOAL

1	2	3	4	5	6	7	8	9	10
11	12	13	14	15	16	17	18	19	20
21	22	23	24	25	26	27	28	29	30
31	32	33	34	35	36	37	38	39	40
41	42	43	44	45	46	47	48	49	50

6

GOALIE SAVES

1	2	3	4	5	6	7	8	9	10
11	12	13	14	15	16	17	18	19	20
21	22	23	24	25	26	27	28	29	30
31	32	33	34	35	36	37	38	39	40

4

GOALIE SAVES

1	2	3	4	5	6	7	8	9	10
11	12	13	14	15	16	17	18	19	20
21	22	23	24	25	26	27	28	29	30
31	32	33	34	35	36	37	38	39	40

5

37:50
22:32
37:24

PERIOD SCORES

TEAM	1	2	O.T.	O.T.	P.S.	FINAL
Edw	2	3				5
D. High		1				

UMPIRES Klatt SCOREKEEPER _____

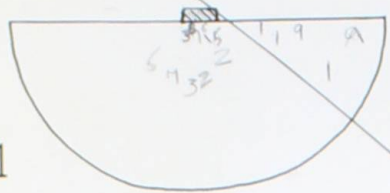
TIMER _____



FIELD HOCKEY SCORE SHEET

DATE 9/17/79
 FIELD Fast - good
 CONDITIONS Warm - cloudy 70's 4

SHOT CHART



HOME

Shots Asst. Goals No.

PLAYERS

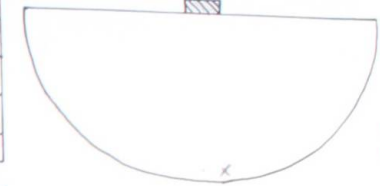
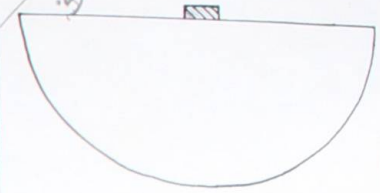
POS.

VISITORS

PLAYERS

No. Goals Asst. Shots

SHOT CHART



No.	Goals	Asst.	No.	PLAYERS	POS.	PLAYERS	No.	Goals	Asst.	Shots
			10	OLAGILLIN	GOAL	STIERHOLZ	54			
			15	Kolesa	RB	MacLID	13			
			4	GERSTWECKER	LB	XLOTZER	33			
			22	Lexow	RHB	BAKER	52			
2			2	Greer	CHB	KUBER	24			
	1		7	Henderson Kate	LHB	WEINHOLD	23			
3		1	9	FoehrKALB	RW	EINK	20			
6	1		1	BORT	RI	TAMPOW	10			
4			3	ARMSTRONG	CF	DECK	21			
5			5	HASKINS	LI	MCGRAW	22			
1			8	Henderson L	LW	MOORE	12			

SUBS

			23	Henderson KATE		BURG DORT	25			
			24	Wtebar		STIERHOLD	51			
						DHEIPS	45			
						WILLE	32			

SCORING

TEAM	PLAYER	PER.	TIME	ASSIST.	HOW SCORED
EDW	Kate Henderson	1	23:48		Rebound
EDW	FoehrKALB	2	1:12	BORT	into goal
			28:18		

PERIOD SCORES

TEAM	1	2	O.T.	O.T.	P.S.	FINAL
EDW	0	0				0
LN	0	0				0

UMPIRES

SCOREKEEPER

TIMER

PENALTY CORNERS

X	2	3	4	5	6	7	8	9	10
X	X	X	X	X	X	X	X	X	X
21	22	23	24	25	26	27	28	29	30

18

CORNERS

X	2	3	4	5	6	7	8	9	10
X	X	X	X	X	X	X	X	X	X
21	22	23	24	25	26	27	28	29	30

2

SHOTS AT GOAL

X	2	3	4	5	X	7	8	9	10
X	X	X	X	X	X	X	X	X	X
21	22	23	24	25	26	27	28	29	30
31	32	33	34	35	36	37	38	39	40
41	42	43	44	45	46	47	48	49	50

22

GOALIE SAVES

1	2	3	4	5	6	7	8	9	10
11	12	13	14	15	16	17	18	19	20
21	22	23	24	25	26	27	28	29	30
31	32	33	34	35	36	37	38	39	40

0

PENALTY CORNERS

X	2	3	4	5	6	7	8	9	10
11	12	13	14	15	16	17	18	19	20
21	22	23	24	25	26	27	28	29	30

1

CORNERS

X	2	3	4	5	6	7	8	9	10
11	12	13	14	15	16	17	18	19	20
21	22	23	24	25	26	27	28	29	30

5

SHOTS AT GOAL

X	2	3	4	5	6	7	8	9	10
11	12	13	14	15	16	17	18	19	20
21	22	23	24	25	26	27	28	29	30
31	32	33	34	35	36	37	38	39	40
41	42	43	44	45	46	47	48	49	50

1

GOALIE SAVES

1	2	3	4	5	6	7	8	9	10
11	12	13	14	15	16	17	18	19	20
21	22	23	24	25	26	27	28	29	30
31	32	33	34	35	36	37	38	39	40

19

Great Kolesa game

Pen 5:39 6:13



FIELD HOCKEY SCORE SHEET

- Played just one 20 min. half -

DATE October 12, 1978
 FIELD Granite North
 CONDITIONS Wet & Raining

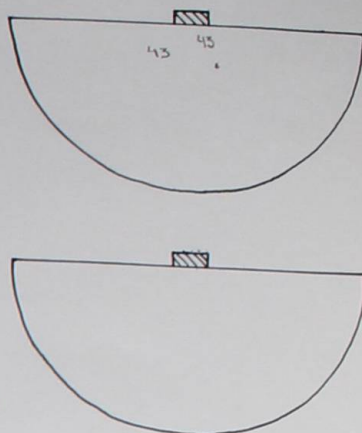
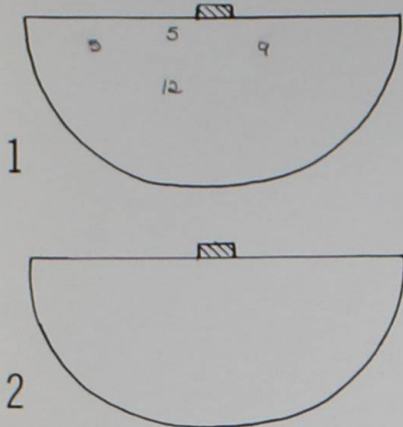
HOME Edwardsville 2:30

VISITORS Granite North 2:31

SHOT CHART

Shots Asst. Goals No. PLAYERS POS. PLAYERS No. Goals Asst. Shots

SHOT CHART



No.	PLAYERS	POS.	No.	PLAYERS
6	O'Laughlin	GOAL		Downing
16	Ludwig	RB		Deatrick
19	Lange	LB		White
10	Wilson	RHB		Smith
1	Bart	CHB		Wright
23	Henderson	LHB		Maxfield
9	Fahrhalb	RW		Witts
25	Ponce	RI		Dammath
18	Bortolo	CF		Dannison
5	Hookins	LI		Heston
27	Neibur	LW		Epps

SUBS	
17	Henderson
11	Lowry

SCORING

TEAM	PLAYER	PER.	TIME	ASSIST.	HOW SCORED

PERIOD SCORES

TEAM	1	2	O.T.	O.T.	P.S.	FINAL
Edwardsville						0
Granite North						0

UMPIRES

SCOREKEEPER

TIMER

PENALTY CORNERS

1	2	3	4	5	6	7	8	9	10
11	12	13	14	15	16	17	18	19	20
21	22	23	24	25	26	27	28	29	30

3

CORNERS

1	2	3	4	5	6	7	8	9	10
11	12	13	14	15	16	17	18	19	20
21	22	23	24	25	26	27	28	29	30

1

SHOTS AT GOAL

1	2	3	4	5	6	7	8	9	10
11	12	13	14	15	16	17	18	19	20
21	22	23	24	25	26	27	28	29	30
31	32	33	34	35	36	37	38	39	40
41	42	43	44	45	46	47	48	49	50

4

GOALIE SAVES

1	2	3	4	5	6	7	8	9	10
11	12	13	14	15	16	17	18	19	20
21	22	23	24	25	26	27	28	29	30
31	32	33	34	35	36	37	38	39	40

2

PENALTY CORNERS

1	2	3	4	5	6	7	8	9	10
11	12	13	14	15	16	17	18	19	20
21	22	23	24	25	26	27	28	29	30

4

CORNERS

1	2	3	4	5	6	7	8	9	10
11	12	13	14	15	16	17	18	19	20
21	22	23	24	25	26	27	28	29	30

1

SHOTS AT GOAL

1	2	3	4	5	6	7	8	9	10
11	12	13	14	15	16	17	18	19	20
21	22	23	24	25	26	27	28	29	30
31	32	33	34	35	36	37	38	39	40
41	42	43	44	45	46	47	48	49	50

2

GOALIE SAVES

1	2	3	4	5	6	7	8	9	10
11	12	13	14	15	16	17	18	19	20
21	22	23	24	25	26	27	28	29	30
31	32	33	34	35	36	37	38	39	40

0

FIELD HOCKEY SCHOOL RECORDS

as of 1977

MOST CAREER POINTS****4****Debi Seibert 21 assists 26 goals
 MOST POINTS 1 SEASON****23****Debi Seibert 14 goals-9 assists
 MOST CAREER GOALS****26****Nancy Wilhold (three seasons)
 MOST GOALS SCORED 1 SEASON****17****Nancy Wilhold (77)
 MOST CONSECUTIVE GOALS****4****Amy Frey (76 Okawville 5-0)
 MOST GOALS 1 GAME****4****Amy Frey (76 Okawville 5-0)
 MOST CAREER PENALTY STROKES****3****Connie Bertels Amy Frey
 MOST Penalty STROKES 1 SEASON****3****Connie Bertels Amy Frey
 MOST CAREER ASSISTS****21****Debi Seibert (4 seasons)
 MOST ASSISTS 1 SEASON****9****Denise Schaake (76)
 MOST GOALS SCORED 1 GAME**Team****10****76 Roxana 9-1
 MOST TIE BREAKER PENALTY STROKES TAKEN 1 GAME****4****76 Mascoutah - Sectional
 Schaake-Frey-Bertels-Smith
 MOST SHUT OUTS****12****Debbie Ludwig-goalie (78)
 Barb Smith-FB
 Karen Berry-FB
 MOST CONSECUTIVE SHUT OUTS****8****Debbie Ludwig-goalie 77 & 78
 Barb Smith-FB
 Karen Berry-FB

Most goals scored by team 1 season 48 goals (79)
 Least goals scored against 3 goals (78)

6/1/77
 505th games

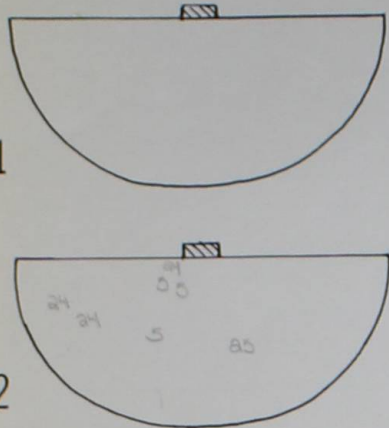
FIELD HOCKEY SCORE SHEET

DATE Oct 19, 1978
 FIELD Massachusetts
 CONDITIONS Windy & Chilly

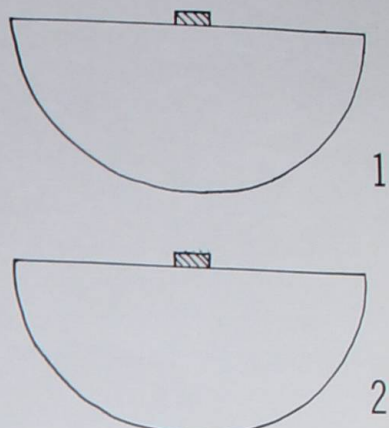
HOME Edwardsville J.V.
 240/204

VISITORS Massachusetts J.V.
 240/117

SHOT CHART



SHOT CHART



Shots	Asst.	Goals	No.	PLAYERS	POS.	PLAYERS	No.	Goals	Asst.	Shots
				6	Stanglin	GOAL	Crowe	4		
				16	Lehman	RB	Torrey	22		
				19	Long	LB	Warner			
				23	Henderson	RHB	Crowe M.	44		
				11	Lehman	CHB	Cross	22		
				17	Henderson	LHB	Taylor	5		
				9	Fachkalla	RW	Staffan	51		
				85	Pence	RI	Powell	5		
				1	Bart	CF	Albers	21		
				5	Hocking	LI	Horton	14		
				24	Huber	LW	Horschbach	9	1	
						SUBS				
				12	Bardala		Klapotnik	83		
				10	Wilson		Billis	88		
							Niemitz	51		
							Sniffeld	60		
							Thomson	80		
							Knipkemp	80		
							Carborough	80		

PENALTY CORNERS

1	2	3	4	5	6	7	8	9	10
11	12	13	14	15	16	17	18	19	20
21	22	23	24	25	26	27	28	29	30

PENALTY CORNERS

1	2	3	4	5	6	7	8	9	10
11	12	13	14	15	16	17	18	19	20
21	22	23	24	25	26	27	28	29	30

CORNERS

1	2	3	4	5	6	7	8	9	10
11	12	13	14	15	16	17	18	19	20
21	22	23	24	25	26	27	28	29	30

CORNERS

1	2	3	4	5	6	7	8	9	10
11	12	13	14	15	16	17	18	19	20
21	22	23	24	25	26	27	28	29	30

SHOTS AT GOAL

1	2	3	4	5	6	7	8	9	10
11	12	13	14	15	16	17	18	19	20
21	22	23	24	25	26	27	28	29	30
31	32	33	34	35	36	37	38	39	40
41	42	43	44	45	46	47	48	49	50

SHOTS AT GOAL

1	2	3	4	5	6	7	8	9	10
11	12	13	14	15	16	17	18	19	20
21	22	23	24	25	26	27	28	29	30
31	32	33	34	35	36	37	38	39	40
41	42	43	44	45	46	47	48	49	50

GOALIE SAVES

1	2	3	4	5	6	7	8	9	10
11	12	13	14	15	16	17	18	19	20
21	22	23	24	25	26	27	28	29	30
31	32	33	34	35	36	37	38	39	40

GOALIE SAVES


1	2	3	4	5	6	7	8	9	10
11	12	13	14	15	16	17	18	19	20
21	22	23	24	25	26	27	28	29	30
31	32	33	34	35	36	37	38	39	40

PERIOD SCORES

TEAM	1	2	O.T.	O.T.	P.S.	FINAL
Edwardsville	1	1				2
Massachusetts	1	0				1

UMPIRES James Hle SCOREKEEPER _____

TIMER _____





PLAYERS SUMMARY

PLAYER Deb Seybert

Position LW

PLAYER JULIE FORNKAUP

Position LI

PLAYER Amy ARMSTRONG


Position CF


COMMENTS


COMMENTS

COMMENTS

GAME NO.	TEAM	Shots	Goals	Asst.	Shot Upon	Goalie Saves	GAME NO.	TEAM	Shots	Goals	Asst.	Shot Upon	Goalie Saves	GAME NO.	TEAM	Shots	Goals	Asst.	Shot Upon	Goalie Saves
1	WR	4	2	-					2	1	-					2				
2	NORTH	6	3	1					5	2	1					3	2	2		
3	Cozyou	5	-	-					4	1						2				
4	Mascoutch	2		1					1							2	1	1		
5	Woods River	2	1	1					3	1						9	2	2		
6	South	8	4	-					3		1					4	2	1		
7	Lutheran	5	1	2					4	1						1	1			
8	---																			
9	Lutheran	3	-	2					5	3								1		
10	Misc																			
11	Woodline*		1																	
12	Mas*			1													1			
13	Mc Henry*			1																
14	Deerfield*									1										
15	U-High*		2							1	1							1		
16																				
17																				
18																				
19																				
20																				
TOTAL			14	9					11	3						8	4			







PLAYERS SUMMARY

PLAYER		Position	PLAYER		Position	PLAYER		Position												
COMMENTS			COMMENTS			COMMENTS														
GAME NO.	TEAM	Shots	Goals	Asst.	Shot Upon	Goalie Saves	GAME NO.	TEAM	Shots	Goals	Asst.	Shot Upon	Goalie Saves	GAME NO.	TEAM	Shots	Goals	Asst.	Shot Upon	Goalie Saves
1																				
2																				
3	Co. Jesu	1	1						1	-										
4																				
5																				
6																				
7																				
8																				
9																				
10																				
11	W.R.*	1	1																	
12																				
13																				
14																				
15																				
16																				
17																				
18																				
19																				
20																				
TOTAL			2										1							

BARB SIMON

KAREN DEERY

Co. Jesu

W.R.*

EDWARDSVILLE VS. Cor Jesus ✓✓ DATE 9/27/78 HALF 1

OFF SIDES	STICKS	ADVANCING	OBSTRUCTION	DANG. HIT	MISC.
	23	25	23	19 Lange	1
	70	5	25		1
	10	11	19		1 ADV
	14	11	10		1
		10	5		1
			11		
			10		

ATTEMPTS ON GOAL	SAVES	TACKLES	CLEAR
	6	19	Wilson
	6	19	Lange
	6	19	
	6	16	
	6	16	
	6	19	
	6	16	

OPPOSITION	ATTEMPTS	SAVES

PLAYERS SUMMARY

Barry

Position

PLAYER

COMMENTS

Position

PLAYER

COMMENTS

Position

PLAYER

COMMENTS

MEMO

1

