

1980



COACHES FIELD HOCKEY SCOREBOOK

Bell

-234-9604

FIELD HOCKEY - 1980-81
Edwardsville Senior High School, Edwardsville, Illinois

| NAMES OF CONTESTANTS | BIRTH RECORD | | DATE OF ENROLLMENT FOR PRESENT TERM | IS NOW IN | | DATE OF LATEST DOCTOR CERTIFICATE |
|----------------------|----------------|------------------------|-------------------------------------|-----------|-----------|-----------------------------------|
| | Mo., Day, Year | County and State | | Sem. | Seas. No. | |
| Armstrong, Amy | 2-2-63 | Madison County, Ill. | 8-25-80 | 7 | 4 | 12-14-79 |
| Bort, Marina | 2-10-65 | Madison County, Ill. | 8-25-80 | 3 | 2 | 8-6-80 |
| Cornwell, Carla | 1-25-66 | St. Clair County, Ill. | 8-25-80 | 1 | 1 | 8-15-80 |
| Danny, Marcia | 11-17-66 | Carbondale, Ill. | 8-25-80 | 1 | 1 | 3-26-80 |
| Fink, Michelle | 2-9-66 | Madison County, Ill. | 8-25-80 | 1 | 1 | 6-25-80 |
| Foe, Melinda | 3-2-65 | Madison County, Ill. | 8-25-80 | 3 | 1 | 8-6-80 |
| Foehrkalb, Jenny | 2-24-65 | Madison County, Ill. | 8-25-80 | 3 | 2 | 8-6-80 |
| Foehrkalb, Jill | 12-8-63 | Madison County, Ill. | 8-25-80 | 5 | 3 | 8-6-80 |
| Gavin, Lisa | 6-13-66 | Memphis, Tenn. | 8-25-80 | 1 | 1 | 8-4-80 |
| Gerstenacker, Sandy | 2-4-63 | Madison County, Ill. | 8-25-80 | 7 | 3 | 8-6-80 |
| Gerstenacker, Sue | 10-20-65 | Madison County, Ill. | 8-25-80 | 3 | 2 | 8-6-80 |
| Hellmann, Lisa | 8-30-66 | Madison County, Ill. | 8-25-80 | 1 | 1 | 6-30-80 |
| Henderson, Jennifer | 12-1-66 | Madison County, Ill. | 8-25-80 | 1 | 1 | 8-12-80 |
| Henderson, Kate | 8-14-63 | Madison County, Ill. | 8-25-80 | 7 | 4 | 8-12-80 |
| Henderson, Kyle | 9-14-64 | Madison County, Ill. | 8-25-80 | 5 | 3 | 8-12-80 |
| Horvath, Elizabeth | 10-14-65 | St. Clair County, Ill. | 8-25-80 | 3 | 2 | 8-22-80 |
| Hoskins, Sherree | 4-19-64 | Flint, Mich. | 8-25-80 | 5 | 3 | 8-6-80 |
| Lancaster, Laura | 1-5-66 | Madison County, Ill. | 8-25-80 | 1 | 1 | 10-11-79 |
| Lange, Debbie | 3-20-64 | St. Clair County, Ill. | 8-25-80 | 5 | 3 | 8-22-80 |
| Laxow, Carol | 12-3-62 | Madison County, Ill. | 8-25-80 | 7 | 4 | 9-12-80 |
| Ludwig, Linda | 3-6-64 | Hammond, Ind. | 8-25-80 | 5 | 3 | 6-2-80 |
| Niebur, Gail | 1-17-63 | Madison County, Ill. | 8-25-80 | 7 | 4 | 8-22-80 |
| Reising, Dearyle | 11-12-64 | Stamton, Ill. | 8-25-80 | 5 | 1 | 8-27-80 |
| Scheibal, Kathy | 9-11-65 | Springfield, Ill. | 8-25-80 | 3 | 1 | 8-6-80 |
| Schoenleber, Dawn | 8-11-65 | Madison County, Ill. | 8-25-80 | 3 | 1 | 8-29-80 |
| Schoenleber, Iris | 9-3-64 | Madison County, Ill. | 8-25-80 | 5 | 2 | 8-29-80 |
| Sommer, Joan | 10-29-65 | St. Clair County, Ill. | 8-25-80 | 3 | 1 | 8-15-80 |
| Tosh, Leigh | 10-4-66 | Madison County, Ill. | 8-25-80 | 1 | 1 | 9-2-80 |

FIELD HOCKEY SCHEDULE
1980

EDWARDSVILLE HIGH
"Tigers"

| | |
|------------|-----------------------------|
| Sept. 13 | St. Louis Umpiring Jamboree |
| Sept. 15 | Lutheran North |
| Sept. 17 | John Burroughs |
| Sept. 24 | Mary's Institute |
| Sept. 26* | Granite North |
| Sept. 30 | Granite South |
| Oct. 2 | Ladue |
| Oct. 6 | River View |
| Oct. 13 | Parkway North |
| Oct. 16 | Nerinx |
| Oct. 21 | Granite North |
| Oct. 22* | Cor Jesu Academy |
| Oct. 24 | Sectionals |
| Oct. 28-31 | State |
| Nov. 7-8 | Game Time 4:00 |

*Home Games
†Varsity Only
257



Catch that
Pepsi Spirit!

*Pepsi-Cola and *Pepsi are registered trademarks of PepsiCo, Inc.

Field Hockey Score Book

Team: 1980

Coach: Spilly

8 shortouts

| OWN SCORE | OPPONENT | OPPONENT'S SCORE |
|-----------|------------------------------|------------------|
| 2 | John Burroughs | 3 |
| 0 | Mary Institute | 0 |
| 4 | Granite North | 0 |
| 5 | granite - south | 0 |
| (1-2) 3 | Indus OT (1-1) 2 | |
| 5 | Riverview Handma | 0 |
| (1-9-0) 7 | Berkshire North OT (1-9-2) 3 | |
| 2 | Lutheran North | 0 |
| 5 | Nerinx Hall | 0 |
| 3 | Granite North | 0 |
| (1-2) 3 | COR JESU OT (1-4) 5 | |
| 4 | GRANITE - N | 0 |
| 0-0-2 3 5 | NEW TRIER EAST OT 3 00-2-1 | |
| 1 | DECALB | 5 |
| | | |
| | | |
| | | |
| | | |
| | | |
| | | |
| | | |
| | | |
| 43 | TOTALS | 21 |

EDWARDSVILLE VS. JB

DATE 9/13/80

| EDWARDSVILLE | | | | | | | | | | 1ST HALF | | | | | 2ND HALF | | | | | | | | | | | | | | | | | | | |
|-----------------------------|--|--|--|--|--|--|--|--|--|-------------------|-----|-----|-----|-----|-----------------|-----|-----|----|-----|-------|------|-----|----|------|------------|------|---|---|----|----------|----|--|--|--|
| | | | | | | | | | | 18 4 | | | | | 18 5 4 18 4 6 | | | | | | | | | | | | | | | | | | | |
| OBSTRUCTION | | | | | | | | | | 7 | 16 | 22 | 22 | 22 | 22 | 7 | 7 | 5 | 6 | 6 | 7 | 4 | 22 | 6 | 18 | 18 | 6 | 6 | 18 | 7 | 22 | | | |
| ADVANCING | | | | | | | | | | 5 18 | | | | | 4 4 9 | | | | | | | | | | | | | | | | | | | |
| STICKS | | | | | | | | | | | | | | | | | | | | | | | | | | | | | | | | | | |
| MISCELLANEOUS | | | | | | | | | | 24 3 | | | | | DH 24 | | | | | | | | | | | | | | | | | | | |
| FREE HITS TAKEN | | | | | | | | | | SHORT | | | | | LONG | | | | | | | | | | | | | | | | | | | |
| CORNERS TAKEN | | | | | | | | | | SHORT | | | | | LONG | | | | | | | | | | | | | | | | | | | |
| ATTEMPTS ON GOAL | | | | | | | | | | SHORT | | | | | LONG | | | | | | | | | | | | | | | | | | | |
| OBSTRUCTION | | | | | | | | | | | | | | | | | | | | | | | | | | | | | | | | | | |
| ADVANCING | | | | | | | | | | | | | | | | | | | | | | | | | | | | | | | | | | |
| STICKS | | | | | | | | | | | | | | | | | | | | | | | | | | | | | | | | | | |
| MISCELLANEOUS | | | | | | | | | | | | | | | | | | | | | | | | | | | | | | | | | | |
| FREE HITS TAKEN | | | | | | | | | | SHORT | | | | | LONG | | | | | | | | | | | | | | | | | | | |
| CORNERS TAKEN | | | | | | | | | | SHORT | | | | | LONG | | | | | | | | | | | | | | | | | | | |
| ATTEMPTS ON GOAL | | | | | | | | | | SHORT | | | | | LONG | | | | | | | | | | | | | | | | | | | |
| | | | | | | | | | | (23) 4 | | | | | | | | | | | | | | | | | | | | | | | | |
| Tackles → | | | | | | | | | | (23) | 23 | 4 | (4) | (4) | 4 | 4 | (4) | 4 | (4) | (23) | 23 | (4) | 23 | (23) | 4 | (23) | | | | | | | | |
| SCORING | | | | | | | | | | | | | | | | | | | | | | | | | | | | | | | | | | |
| EDWARDSVILLE | | | | | | | | | | | | | | | | | | | | | | | | | | | | | | | | | | |
| dears — | | | | | | | | | | (23) | (4) | (4) | (4) | (4) | (4) | (4) | (4) | 23 | (4) | (23) | (23) | (4) | 23 | | | | | | | | | | | |
| | | | | | | | | | | saves Kate Debbie | | | | | IIII | | | | | | | | | | | | | | | | | | | |
| TOTALS | | | | | | | | | | Violations | | | | | ATTEMPTS | | | | | GOALS | | | | | VIOLATIONS | | | | | ATTEMPTS | | | | |
| EHS | | | | | | | | | | | | | | | | | | | | | | | | | EHS | | | | | | | | | |

Missouri State High School Activities Association

SENIOR HIGH SCHOOL ELIGIBILITY CERTIFICATE

The following students, 33 in number, are eligible under the rules of the Missouri State High School Activities Association to represent

the JOHN BURROUGHS High School LADUE, Mo.,

in a FIELD HOCKEY contest to be played at VARIOUS SITES

on the date of FALL, 1980

(Please type or duplicate list of athletes with information below.)

| NAMES OF CONTESTANTS (LIST ALPHABETICALLY) | BIRTH | | | DATE OF EN- ROLLMENT FOR PRESENT SEMESTER | SEMESTERS OF H. S. EN- ROLL, INCLUD- ING THIS. (9TH, 10TH, 11TH & 12TH GRADES) | NO. OF UNITS CREDIT | | NO. SEMESTERS IN THIS SPORT PREVIOUS TO THIS YEAR (GRADES 9-12) |
|---|-------|-------|-----|--|---|----------------------------|--|--|
| | YEAR | MONTH | DAY | | | EARNED LAST SEMESTER | SUCCESSFULLY CARRIED TO DATE, THIS SEMESTER | |
| PAM AGLER | 63 | 11 | 10 | 9/8/80 | 5 | 1½ or more | 1½ or more | 3 |
| JUDY AVIOLI | 63 | 6 | 10 | | 7 | | | 3 |
| KRIS BAKKEN | 63 | 12 | 26 | | 5 | | | 2 |
| ELLEN BAKKEN | 66 | 8 | 7 | | 1 | | | 0 |
| COLLETTE BLOUNT | 64 | 7 | 9 | | 5 | | | 1 |
| STELLA BUDER | 64 | 2 | 12 | | 5 | | | 2 |
| JENNIFER CALLAHAN | 64 | 10 | 10 | | 5 | | | 0 |
| DAWN CURLEE | 64 | 10 | 30 | | 5 | | | 2 |
| GRETTA FORRESTER | 63 | 10 | 30 | | 5 | | | 1 |
| BECKY GEDNEY | 63 | 10 | 30 | | 7 | | | 3 |
| ALISON HALL | 64 | 10 | 30 | | 3 | | | 1 |
| CATHY HATFIELD | 63 | 10 | 30 | | 7 | | | 3 |
| CARI JACOBSEN | 63 | 10 | 30 | | 5 | | | 2 |
| NANCY KEEFER | 64 | 10 | 30 | | 3 | | | 1 |
| JOANNE LARIMORE | 64 | 10 | 30 | | 5 | | | 2 |
| CATHY LEMEN | 64 | 10 | 30 | | 5 | | | 3 |
| ALICE MARITZ | 63 | 10 | 30 | | 7 | | | 3 |
| ELISE McCALLUM | 63 | 10 | 30 | | 7 | | | 2 |
| LAURA MOHR | 65 | 10 | 30 | | 3 | | | 1 |
| JANE MONTGOMERY | 64 | 10 | 30 | | 5 | | | 2 |
| BECKY MORRISSEY | 63 | 10 | 30 | | 7 | | | 2 |
| ALLISON McKEEL | 64 | 10 | 30 | | 5 | | | 2 |
| JANE OGLESBY | 63 | 10 | 30 | | 7 | | | 3 |
| CATHY PLIAKOS | 64 | 10 | 30 | | 5 | | | 2 |
| JULIE POTTER | 64 | 10 | 30 | | 5 | 2 | | |
| MICHELLE PRUETT | 64 | 10 | 30 | | 5 | 3 | | |
| MAG IE RIES | 63 | 10 | 30 | | 7 | 2 | | |
| SARIE SABET | 64 | 10 | 30 | | 5 | 2 | | |
| ELLEN SHEFFIELD | 63 | 10 | 30 | | 3 | 1 | | |
| NANCY WALKER | 63 | 10 | 30 | | 3 | 1 | | |
| MARGARET WELCH | 64 | 10 | 30 | | 3 | 2 | | |
| ANDREA WULFING | 64 | 10 | 30 | | 5 | 2 | | |

(Signed) Rosa Jackson
(Superintendent or Principal)

Date Sept 8, 1980

John Burroughs High School

| Team | Date | Time | Opponent | Location |
|------|----------------|-------|----------------|-----------|
| A | Saturday, Sept | 11:30 | Granite City | Principia |
| A | Monday | 4:00 | Lindberg | Away |
| B | | 5:00 | " | " |
| B | | 4:00 | Edwardsville | Home |
| | | 5:00 | " | " |
| | | 4:00 | Sunset Hill | Home |
| | | 5:00 | " | " |
| | | 4:30 | Sunset Hill | Home |
| | | 4:30 | " | " |
| | | 4:00 | Bayless | Away |
| | | 4:00 | Clayton | Home |
| | | 4:00 | " | " |
| | | 4:00 | Visitation | Home |
| | | 4:00 | " | " |
| | | 4:00 | Cor Jesu | Away |
| | | 4:00 | " | " |
| | | 4:00 | Lutheran South | Home |
| | | 4:00 | " | " |
| | | 4:00 | Villa | Away |
| | | 4:00 | " | " |
| | | 4:00 | Nerinx | Home |
| | | 4:00 | " | " |
| | | 4:00 | Mrsuline | Home |
| | | 4:00 | " | " |
| | | 4:00 | St. Mary's | Home |
| | | 4:00 | " | Away |
| | | 4:00 | St. Jo | " |
| | | 4:00 | " | Away |
| | | 4:00 | " | " |
| | | 4:00 | St. Jo | Home |
| | | 4:00 | " | " |
| | | 4:00 | St. Jo | Home |
| | | 4:00 | " | " |
| | | 4:00 | Villa | Home |
| | | 4:00 | " | " |
| | | 4:00 | St. Jo | Home |
| | | 4:00 | " | " |
| | | 4:00 | " | " |

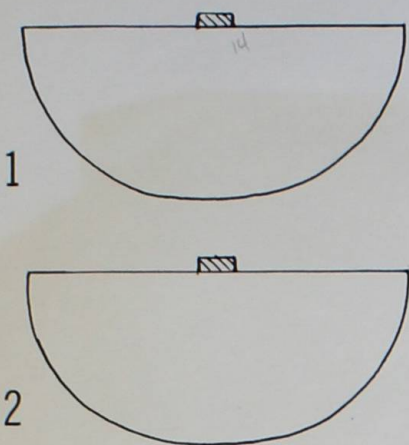
215
 1-314-555 1212
 Parkway North
 1-878-6000
 345-6600
 Granite City
 314-841-112

FIELD HOCKEY SCORE SHEET

them on us
3:19
4:55

20 min halves
DATE Sept 17, 1982
FIELD John O'Rourke
CONDITIONS cool, fast

SHOT CHART



HOME

Shots Asst. Goals No.

PLAYERS

| | | | | | | | | | |
|---|--|--|----|---------------|------|--|--|--|--|
| | | | 17 | Zellman, Lisa | GOAL | | | | |
| | | | 21 | Bont | RB | | | | |
| | | | 19 | Joe | LB | | | | |
| | | | 15 | Newman | RHB | | | | |
| | | | 20 | James Sumner | CHB | | | | |
| | | | 12 | Schroeder | LHB | | | | |
| | | | 8 | Foerke | RW | | | | |
| 1 | | | 14 | Denney | RI | | | | |
| | | | | Scheidt | CF | | | | |
| | | | 11 | David | LI | | | | |
| | | | 10 | Gratzen | LW | | | | |

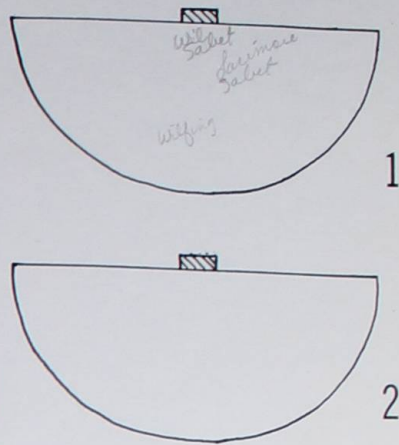
VISITORS

PLAYERS

No. Goals Asst. Shots

| | | | | | | | | | |
|--|--|--|--|--|-----------|--|--|--|--|
| | | | | | Welsh | | | | |
| | | | | | Morrissey | | | | |
| | | | | | Tottus | | | | |
| | | | | | Bakken | | | | |
| | | | | | McKee | | | | |
| | | | | | Spinnone | | | | |
| | | | | | Bakken | | | | |
| | | | | | Shifford | | | | |
| | | | | | Wilfong | | | | |
| | | | | | Colin | | | | |
| | | | | | Sabet | | | | |

SHOT CHART



PENALTY CORNERS

| | | | | | | | | | |
|----|----|----|----|----|----|----|----|----|----|
| 1 | 2 | 3 | 4 | 5 | 6 | 7 | 8 | 9 | 10 |
| 11 | 12 | 13 | 14 | 15 | 16 | 17 | 18 | 19 | 20 |
| 21 | 22 | 23 | 24 | 25 | 26 | 27 | 28 | 29 | 30 |

CORNERS

| | | | | | | | | | |
|----|----|----|----|----|----|----|----|----|----|
| 1 | 2 | 3 | 4 | 5 | 6 | 7 | 8 | 9 | 10 |
| 11 | 12 | 13 | 14 | 15 | 16 | 17 | 18 | 19 | 20 |
| 21 | 22 | 23 | 24 | 25 | 26 | 27 | 28 | 29 | 30 |

SHOTS AT GOAL

| | | | | | | | | | |
|----|----|----|----|----|----|----|----|----|----|
| X | 2 | 3 | 4 | 5 | 6 | 7 | 8 | 9 | 10 |
| 11 | 12 | 13 | 14 | 15 | 16 | 17 | 18 | 19 | 20 |
| 21 | 22 | 23 | 24 | 25 | 26 | 27 | 28 | 29 | 30 |
| 31 | 32 | 33 | 34 | 35 | 36 | 37 | 38 | 39 | 40 |
| 41 | 42 | 43 | 44 | 45 | 46 | 47 | 48 | 49 | 50 |

GOALIE SAVES

| | | | | | | | | | |
|----|----|----|----|----|----|----|----|----|----|
| X | 2 | 3 | 4 | 5 | 6 | 7 | 8 | 9 | 10 |
| 11 | 12 | 13 | 14 | 15 | 16 | 17 | 18 | 19 | 20 |
| 21 | 22 | 23 | 24 | 25 | 26 | 27 | 28 | 29 | 30 |
| 31 | 32 | 33 | 34 | 35 | 36 | 37 | 38 | 39 | 40 |

SCORING

| TEAM | PLAYER | PER. | TIME | ASSIST. | HOW SCORED |
|------|----------|------|-------|---------|------------------|
| HB | Wilfong | | 13:00 | | corner |
| VB | Sabet | | 8:00 | | scuffle in front |
| VB | Wilfong | | 5:00 | | corner |
| VB | Spinnone | | 14:00 | | CF line |

PERIOD SCORES

| TEAM | 1 | 2 | O.T. | O.T. | P.S. | FINAL |
|------|---|---|------|------|------|-------|
| HB | | | | | | 0 |
| VB | | | | | | 0 |

UMPIRES

SCOREKEEPER

TIMER

PENALTY CORNERS

| | | | | | | | | | |
|----|----|----|----|----|----|----|----|----|----|
| 1 | 2 | 3 | 4 | 5 | 6 | 7 | 8 | 9 | 10 |
| 11 | 12 | 13 | 14 | 15 | 16 | 17 | 18 | 19 | 20 |
| 21 | 22 | 23 | 24 | 25 | 26 | 27 | 28 | 29 | 30 |

CORNERS

| | | | | | | | | | |
|---------------|---------------|---------------|---------------|---------------|---------------|---------------|---------------|---------------|---------------|
| 1 | 2 | 3 | 4 | 5 | 6 | 7 | 8 | 9 | 10 |
| 11 | 12 | 13 | 14 | 15 | 16 | 17 | 18 | 19 | 20 |
| 21 | 22 | 23 | 24 | 25 | 26 | 27 | 28 | 29 | 30 |

SHOTS AT GOAL

| | | | | | | | | | |
|---------------|---------------|---------------|---------------|---------------|---------------|---------------|---------------|---------------|---------------|
| X | 2 | 3 | 4 | 5 | 6 | 7 | 8 | 9 | 10 |
| 11 | 12 | 13 | 14 | 15 | 16 | 17 | 18 | 19 | 20 |
| 21 | 22 | 23 | 24 | 25 | 26 | 27 | 28 | 29 | 30 |
| 31 | 32 | 33 | 34 | 35 | 36 | 37 | 38 | 39 | 40 |
| 41 | 42 | 43 | 44 | 45 | 46 | 47 | 48 | 49 | 50 |

GOALIE SAVES

| | | | | | | | | | |
|----|----|----|----|----|----|----|----|----|----|
| X | 2 | 3 | 4 | 5 | 6 | 7 | 8 | 9 | 10 |
| 11 | 12 | 13 | 14 | 15 | 16 | 17 | 18 | 19 | 20 |
| 21 | 22 | 23 | 24 | 25 | 26 | 27 | 28 | 29 | 30 |
| 31 | 32 | 33 | 34 | 35 | 36 | 37 | 38 | 39 | 40 |

Missouri State High School Activities Association

SENIOR HIGH SCHOOL ELIGIBILITY CERTIFICATE

The following students, 28 in number, are eligible under the rules of the Missouri State High School Activities Association to represent

the MARY Institute High School St Louis, Mo.,

in a Field Hockey contest to be played at Various Sites

on the date of Fall Season, 1980

(Please type or duplicate list of athletes with information below.)

101 N. Watson Rd

99-3-0477

| NAMES OF CONTESTANTS (LIST ALPHABETICALLY) | BIRTH | | | DATE OF EN-ROLLMENT FOR PRESENT SEMESTER | SEMESTERS OF H. S. EN-ROLL, INCLUDING THIS, (9TH, 10TH, 11TH & 12TH GRADES) | NO. OF UNITS CREDIT | | NO. SEMESTERS IN THIS SPORT PREVIOUS TO THIS YEAR (GRADES 9-12) |
|---|-------|-------|-----|--|---|----------------------|---|---|
| | YEAR | MONTH | DAY | | | EARNED LAST SEMESTER | SUCCESSFULLY CARRIED TO DATE, THIS SEMESTER | |
| Anderson Dawn | 64 | 2 | 18 | 9-4-80 | 5 | 2+ | 2+ | 0 |
| Belz Leslie | 62 | 8 | 9 | } | 7 | } | } | 1 |
| Bishop Connie | 63 | 9 | 20 | | 7 | | | 1 |
| Cole Caroline | 64 | 6 | 23 | | 5 | | | 0 |
| Dewain Kathy | 64 | 6 | 23 | | 5 | | | 0 |
| Forrester Linda | 63 | 7 | 9 | | 5 | | | 0 |
| Green Louise | 64 | 8 | 18 | | 5 | | | 0 |
| Herb Holly | 65 | 1 | 5 | | 3 | | | 0 |
| Kouac Kim | 63 | 12 | 29 | | 5 | | | 1 |
| Lowe Sarah | 62 | 9 | 10 | | 7 | | | 1 |
| McCawkes Jane | 63 | 2 | 25 | | 7 | | | 1 |
| Mugler Libby | 66 | 2 | 5 | | 1 | | | 0 |
| Noyes Concie | 62 | 9 | 17 | | 7 | | | 1 |
| Parrish Lisa | 64 | 4 | 28 | | 5 | | | 1 |
| Rule Peggy | 64 | 8 | 14 | | 5 | | | 0 |
| Sayers Carrie | 64 | 9 | 2 | | 5 | | | 0 |
| Schattgen Kristin | 63 | 2 | 12 | | 7 | | | 1 |
| Schoff Jane | 65 | 4 | 11 | | 5 | | | 1 |
| Shepherd Sally | 63 | 3 | 16 | | 7 | | | 2 |
| Sims Molly | 63 | 11 | 7 | | 7 | | | 2 |
| Steerth Randie | 65 | 7 | 13 | | 3 | | | 0 |
| Taylor Lisa | 64 | 11 | 7 | | 3 | | | 0 |
| Tschudy Linda | 63 | 1 | 27 | | 7 | | | 1 |
| Wells Leslie | 63 | 11 | 18 | | 5 | | | 1 |
| Wohltraub Lucy | 63 | 8 | 18 | | 7 | | | 1 |

(Signed) Edna Pleckow
(Superintendent or Principal)

Date Sept. 15th, 1980

Mary Institute High School

Missouri State High School Activities Association

page (2)

SENIOR HIGH SCHOOL ELIGIBILITY CERTIFICATE

The following students, 28 in number, are eligible under the rules of the Missouri State High School Activities Association to represent

the Mary Institute High School St. Louis, Mo.,

in a Field Hockey contest to be played at various sites

on the date of Fall Season, 1980

(Please type or duplicate list of athletes with information below.)

| NAMES OF CONTESTANTS <small>(LIST ALPHABETICALLY)</small> | BIRTH <small>YEAR MONTH DAY</small> | | | DATE OF EN- ROLLMENT FOR PRESENT SEMESTER | SEMESTERS OF H. S. EN- ROLL, INCLUD- ING THIS, (9TH, 10TH, 11TH & 12TH GRADES) | NO. OF UNITS CREDIT | | NO. SEMESTERS IN THIS SPORT PREVIOUS TO THIS YEAR (GRADES 9-12) |
|--|--|----|----|--|---|----------------------------|--|--|
| | | | | | | EARNED LAST SEMESTER | SUCCESSFULLY CARRIED TO DATE, THIS SEMESTER | |
| Windsor, Terry | 63 | 10 | 14 | 9-4-80 | 5 | 2+ | 2+ | 0 |
| Wolfberger, Courtney | 64 | 7 | 31 | ~ | 5 | ~ | ~ | 1 |
| Wightman Ashley | 65 | 12 | 1 | ~ | 1 | ~ | ~ | 0 |

(Signed)

Edys Plalben
(Superintendent or Principal)

Date Sept 18th, 1980

Form B 70M 8-65

MARY Institute

High School

Pen. Time - on them

4:10
6:25
10:35
SHOT CHART

FIELD HOCKEY SCORE SHEET

Pen Time
on us
3:14
1:08
4:22

DATE Sept 26, 1980
FIELD Edwardsville
CONDITIONS Cool, sunny

3

HOME

0-1-1

VISITORS

0-3
GEARITE-N

No. Goals Asst.

PLAYERS

POS.

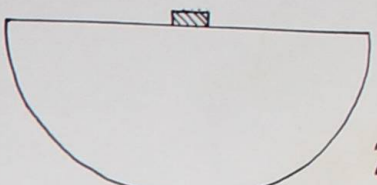
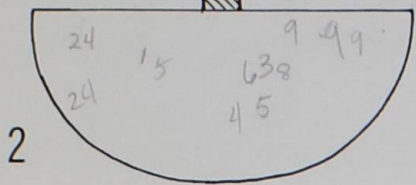
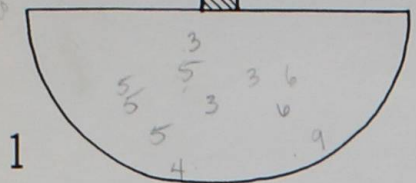
PLAYERS

No. Goals Asst. Shots

| | | | | | | | | | |
|-----|---|----|-------------------|------|--------------|----|--|--|--|
| | | 25 | Parke, Debbie | GOAL | Waller, Lynn | 51 | | | |
| I | | 4 | Houston, Gary | RB | Lorenson, C. | 44 | | | |
| | | 23 | Henderson, Kyle | LB | Bowles, J. | 43 | | | |
| | I | 22 | Leyow, Carol | RHB | Hest, T. | 41 | | | |
| | | 18 | Reising, Nearyle | CHB | Kalka, C. | 33 | | | |
| | | 7 | Henderson, Kate | LHB | Smith, K. | 35 | | | |
| III | I | 9 | Fuchs, Gill | RW | Sharp, P. | 40 | | | |
| III | I | 6 | Schneeleber, Kris | RI | Siebert, C. | 24 | | | |
| III | I | 3 | Armstrong, Amy | CF | Larson, KC | 34 | | | |
| III | I | 2 | Watkins, Sherree | LI | Heaton, L. | 22 | | | |
| III | I | 24 | Miller, Lynda | LW | Pyper, D. | 21 | | | |

SUBS

| | | | | | | | | | |
|---|--|----|-------------|-----|-----------|----|--|--|--|
| I | | 5 | Scheibal | LI | Spoo | 31 | | | |
| I | | 6 | Fuchs, Gill | RB | Maxfield | 35 | | | |
| | | 23 | Scott | RI | Robertson | 45 | | | |
| | | 18 | Fol | CHB | Lubinger | 30 | | | |
| | | 9 | Schneeleber | LI | Kalka, C. | 33 | | | |
| | | 24 | | LI | Siebert | 24 | | | |
| | | | | LI | Spoo | 40 | | | |
| | | | | RHB | Houston | 22 | | | |
| | | | | CHB | Maxfield | 35 | | | |
| | | | | LB | Robertson | 45 | | | |
| | | | | RHB | Lubinger | 30 | | | |



PENALTY CORNERS

| | | | | | | | | | |
|----|----|----|----|----|----|----|----|----|----|
| 1 | 2 | 3 | 4 | 5 | 6 | 7 | 8 | 9 | 10 |
| 11 | 12 | 13 | 14 | 15 | 16 | 17 | 18 | 19 | 20 |
| 21 | 22 | 23 | 24 | 25 | 26 | 27 | 28 | 29 | 30 |

10

CORNERS

| | | | | | | | | | |
|----|----|----|----|----|----|----|----|----|----|
| 1 | 2 | 3 | 4 | 5 | 6 | 7 | 8 | 9 | 10 |
| 11 | 12 | 13 | 14 | 15 | 16 | 17 | 18 | 19 | 20 |
| 21 | 22 | 23 | 24 | 25 | 26 | 27 | 28 | 29 | 30 |

4

SHOTS AT GOAL

| | | | | | | | | | |
|----|----|----|----|----|----|----|----|----|----|
| 1 | 2 | 3 | 4 | 5 | 6 | 7 | 8 | 9 | 10 |
| 11 | 12 | 13 | 14 | 15 | 16 | 17 | 18 | 19 | 20 |
| 21 | 22 | 23 | 24 | 25 | 26 | 27 | 28 | 29 | 30 |
| 31 | 32 | 33 | 34 | 35 | 36 | 37 | 38 | 39 | 40 |
| 41 | 42 | 43 | 44 | 45 | 46 | 47 | 48 | 49 | 50 |

23

GOALIE SAVES

| | | | | | | | | | |
|----|----|----|----|----|----|----|----|----|----|
| 1 | 2 | 3 | 4 | 5 | 6 | 7 | 8 | 9 | 10 |
| 11 | 12 | 13 | 14 | 15 | 16 | 17 | 18 | 19 | 20 |
| 21 | 22 | 23 | 24 | 25 | 26 | 27 | 28 | 29 | 30 |
| 31 | 32 | 33 | 34 | 35 | 36 | 37 | 38 | 39 | 40 |

1

SCORING

| TEAM | PLAYER | PER. | TIME | ASSIST. | HOW SCORED |
|------|-----------|------|-------|-------------|--------------|
| Edw | Watkins | 1 | 7:45 | Miller | drive from |
| Edw | Armstrong | 1 | 17:55 | Schneeleber | scuffed from |
| Edw | Watkins | 2 | 24:11 | paranella | drive from |
| Edw | Fuchs | 2 | 18:30 | Armstrong | drive from |

45
28:17
5:49
13:24

33 RHB Robertson 45
43 RHB Robertson 45
LI CPPS 31
RHB CART 41
CF 52
Miller - passing

PERIOD SCORES

| TEAM | 1 | 2 | O.T. | O.T. | P.S. | FINAL |
|------|---|---|------|------|------|-------|
| Edw | 0 | 1 | | | | 1 |
| GN | 0 | 3 | | | | 3 |

UMPIRES R. J. Pett SCOREKEEPER _____
R. D. Dineen TIMER _____

PENALTY CORNERS

| | | | | | | | | | |
|----|----|----|----|----|----|----|----|----|----|
| 1 | 2 | 3 | 4 | 5 | 6 | 7 | 8 | 9 | 10 |
| 11 | 12 | 13 | 14 | 15 | 16 | 17 | 18 | 19 | 20 |
| 21 | 22 | 23 | 24 | 25 | 26 | 27 | 28 | 29 | 30 |

1

CORNERS

| | | | | | | | | | |
|----|----|----|----|----|----|----|----|----|----|
| 1 | 2 | 3 | 4 | 5 | 6 | 7 | 8 | 9 | 10 |
| 11 | 12 | 13 | 14 | 15 | 16 | 17 | 18 | 19 | 20 |
| 21 | 22 | 23 | 24 | 25 | 26 | 27 | 28 | 29 | 30 |

0

SHOTS AT GOAL

| | | | | | | | | | |
|----|----|----|----|----|----|----|----|----|----|
| 1 | 2 | 3 | 4 | 5 | 6 | 7 | 8 | 9 | 10 |
| 11 | 12 | 13 | 14 | 15 | 16 | 17 | 18 | 19 | 20 |
| 21 | 22 | 23 | 24 | 25 | 26 | 27 | 28 | 29 | 30 |
| 31 | 32 | 33 | 34 | 35 | 36 | 37 | 38 | 39 | 40 |
| 41 | 42 | 43 | 44 | 45 | 46 | 47 | 48 | 49 | 50 |

2

GOALIE SAVES

| | | | | | | | | | |
|----|----|----|----|----|----|----|----|----|----|
| 1 | 2 | 3 | 4 | 5 | 6 | 7 | 8 | 9 | 10 |
| 11 | 12 | 13 | 14 | 15 | 16 | 17 | 18 | 19 | 20 |
| 21 | 22 | 23 | 24 | 25 | 26 | 27 | 28 | 29 | 30 |
| 31 | 32 | 33 | 34 | 35 | 36 | 37 | 38 | 39 | 40 |

1

FIELD HOCKEY SCORE SHEET

Petime
 :55
 2:23
 3:18

DATE Sept 30, 1980
 FIELD Gharita South
 CONDITIONS warm, sunny

(4)

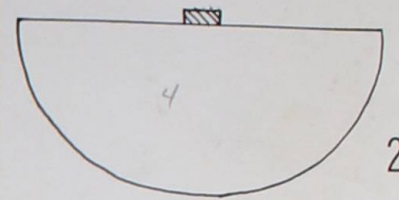
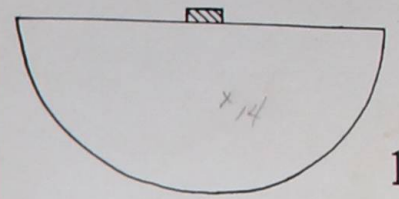
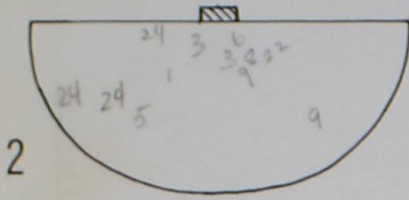
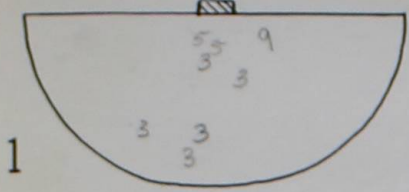
on them
 Petime
 4:35
 3:46
 8:21
 SHOT CHART

HOME

VISITORS

Shots Asst. Goals No. PLAYERS POS. PLAYERS No. Goals Asst. Shots

SHOT CHART



| Shots | Asst. | Goals | No. | PLAYERS | POS. | PLAYERS | No. | Goals | Asst. | Shots |
|-------|-------|-------|-----|--------------------|------|-----------------|-----|-------|-------|-------|
| | | | 25 | Lange, Debbie | GOAL | Sarnell, Janet | 35 | | | |
| | | | 7 | Henderson, Kate | RB | Guth, Angie | 33 | | | |
| | | | 23 | Henderson, Kyle | LB | Helder, Ann | 43 | | | |
| I | I | | 22 | Raymond, Carol | RHB | Duth, Rita | 40 | | | |
| | | | 18 | Keisinger, Bernice | CHB | Wright, Jay | 3 | | | |
| | | | 12 | Schwalbe, Dawn | LHB | Wells, Faye | 24 | | | |
| III | I | | 9 | Fuchs, Gil | RW | Clinard, Kristy | 23 | | | |
| | | | 6 | Schwalbe, Kris | RI | Reish, Rhonda | 22 | | | |
| III | II | | 3 | Armstrong, Amy | CF | Caudron, Marti | 14 | | | |
| III | II | | 5 | Hoskins, Sherice | LI | Pathledge, Pam | 31 | | | |
| III | II | | 24 | Niebur, Kaye | LW | Waters, Kim | 32 | | | |

SUBS

| | | | | | | | | | | |
|---|--|--|----|-----------------|-----|-----------------|-----------------|-----|--|--|
| I | | | 1 | Schwalbe, Kathy | IT | Farabee, Donna | HF | | | |
| I | | | 8 | Fuchs, Gil | RW | Campbell, Julie | RW | | | |
| | | | 21 | Best, Martina | CHB | Callahan, Kim | LB | | | |
| | | | | | | 4 | Forest, Irish | LF | | |
| | | | | | | | Clinard, Kristy | RW | | |
| | | | | | | | Wright, Jay | CHB | | |

SCORING

| TEAM | PLAYER | PER. | TIME | ASSIST. | HOW SCORED |
|------|-----------|------|-------|-----------|--------------------------|
| Edw | any | 1 | 6:45 | any | 10' corner |
| Edw | Hoskins | 1 | 11:09 | any | penalty flick stick side |
| Edw | Armstrong | 1 | 22:35 | any | 20' kick |
| Edw | Hoskins | 2 | 3:55 | Armstrong | penalty flick across |
| Edw | Schwalbe | 2 | 6:26 | Armstrong | penalty flick across |

PERIOD SCORES

| TEAM | I | 2 | O.T. | O.T. | P.S. | FINAL |
|----------|---|---|------|------|------|-------|
| Edw | 5 | 0 | | | | 5 |
| Visitors | 0 | 1 | | | | 1 |

UMPIRES LP Cherry SCOREKEEPER _____
Chapman TIMER _____

PENALTY CORNERS
 1 2 3 4 5 6 7 8 9 10
 11 12 13 14 15 16 17 18 19 20
 21 22 23 24 25 26 27 28 29 30 10

CORNERS
 1 2 3 4 5 6 7 8 9 10
 11 12 13 14 15 16 17 18 19 20
 21 22 23 24 25 26 27 28 29 30 5

SHOTS AT GOAL
 1 2 3 4 5 6 7 8 9 10
 11 12 13 14 15 16 17 18 19 20
 21 22 23 24 25 26 27 28 29 30
 31 32 33 34 35 36 37 38 39 40
 41 42 43 44 45 46 47 48 49 50 20

GOALIE SAVES
 1 2 3 4 5 6 7 8 9 10
 11 12 13 14 15 16 17 18 19 20
 21 22 23 24 25 26 27 28 29 30
 31 32 33 34 35 36 37 38 39 40 1

PENALTY CORNERS
 1 2 3 4 5 6 7 8 9 10
 11 12 13 14 15 16 17 18 19 20
 21 22 23 24 25 26 27 28 29 30 2

CORNERS
 1 2 3 4 5 6 7 8 9 10
 11 12 13 14 15 16 17 18 19 20
 21 22 23 24 25 26 27 28 29 30 1

SHOTS AT GOAL
 1 2 3 4 5 6 7 8 9 10
 11 12 13 14 15 16 17 18 19 20
 21 22 23 24 25 26 27 28 29 30
 31 32 33 34 35 36 37 38 39 40
 41 42 43 44 45 46 47 48 49 50 3

GOALIE SAVES
 1 2 3 4 5 6 7 8 9 10
 11 12 13 14 15 16 17 18 19 20
 21 22 23 24 25 26 27 28 29 30
 31 32 33 34 35 36 37 38 39 40 0

LADUE — 993-6447

Seventy to 40

exit Lindbergh S

1st lite

take left Clayton Rd.

4 blocks to 1st lite

left on Warsaw Rd

1 block up

back of school

1201 Warsaw

50 min

FIELD HOCKEY SCORE SHEET

Varsity

3:2
over
1:05
2:00
3:05

DATE Oct. 2, 1980
FIELD Ladue
CONDITIONS windy, sunny, cool

(5)

SHOT CHART

HOME

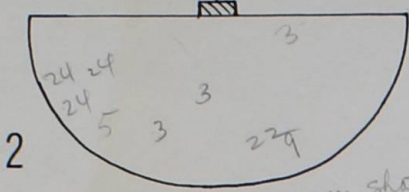
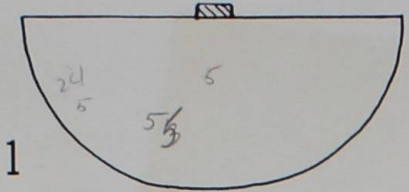
Before
2-1-1

VISITORS

on them
5:14
3:06
8:20

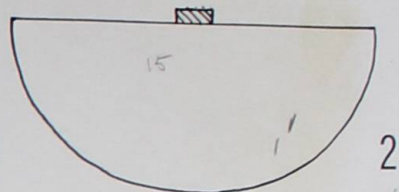
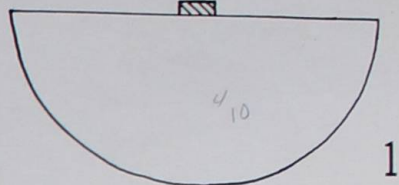
Shots Asst. Goals No. PLAYERS POS. PLAYERS No. Goals Asst. Shots

SHOT CHART



| HOME | | | VISITORS | | |
|------|-------|-------|----------|-------|-------|
| No. | Goals | Asst. | No. | Goals | Asst. |
| 25 | | | 25 | | |
| 4 | | | 4 | | |
| 23 | | | 23 | | |
| 22 | | | 22 | | |
| 18 | | | 18 | | |
| 7 | | | 7 | | |
| 9 | | | 9 | | |
| 6 | | | 6 | | |
| 3 | | | 3 | | |
| 5 | | | 5 | | |
| 24 | | | 24 | | |

| HOME | | | VISITORS | | |
|------|-------|-------|----------|-------|-------|
| No. | Goals | Asst. | No. | Goals | Asst. |
| 8 | | | 8 | | |
| 6 | | | 6 | | |



PENALTY CORNERS

| | | | | | | | | | |
|----|----|----|----|----|----|----|----|----|----|
| 1 | 2 | 3 | 4 | 5 | 6 | 7 | 8 | 9 | 10 |
| 11 | 12 | 13 | 14 | 15 | 16 | 17 | 18 | 19 | 20 |
| 21 | 22 | 23 | 24 | 25 | 26 | 27 | 28 | 29 | 30 |

14

PENALTY CORNERS

| | | | | | | | | | |
|----|----|----|----|----|----|----|----|----|----|
| 1 | 2 | 3 | 4 | 5 | 6 | 7 | 8 | 9 | 10 |
| 11 | 12 | 13 | 14 | 15 | 16 | 17 | 18 | 19 | 20 |
| 21 | 22 | 23 | 24 | 25 | 26 | 27 | 28 | 29 | 30 |

3

CORNERS

| | | | | | | | | | |
|----|----|----|----|----|----|----|----|----|----|
| 1 | 2 | 3 | 4 | 5 | 6 | 7 | 8 | 9 | 10 |
| 11 | 12 | 13 | 14 | 15 | 16 | 17 | 18 | 19 | 20 |
| 21 | 22 | 23 | 24 | 25 | 26 | 27 | 28 | 29 | 30 |

2

CORNERS

| | | | | | | | | | |
|----|----|----|----|----|----|----|----|----|----|
| 1 | 2 | 3 | 4 | 5 | 6 | 7 | 8 | 9 | 10 |
| 11 | 12 | 13 | 14 | 15 | 16 | 17 | 18 | 19 | 20 |
| 21 | 22 | 23 | 24 | 25 | 26 | 27 | 28 | 29 | 30 |

2

SHOTS AT GOAL

| | | | | | | | | | |
|----|----|----|----|----|----|----|----|----|----|
| 1 | 2 | 3 | 4 | 5 | 6 | 7 | 8 | 9 | 10 |
| 11 | 12 | 13 | 14 | 15 | 16 | 17 | 18 | 19 | 20 |
| 21 | 22 | 23 | 24 | 25 | 26 | 27 | 28 | 29 | 30 |
| 31 | 32 | 33 | 34 | 35 | 36 | 37 | 38 | 39 | 40 |
| 41 | 42 | 43 | 44 | 45 | 46 | 47 | 48 | 49 | 50 |

18

SHOTS AT GOAL

| | | | | | | | | | |
|----|----|----|----|----|----|----|----|----|----|
| 1 | 2 | 3 | 4 | 5 | 6 | 7 | 8 | 9 | 10 |
| 11 | 12 | 13 | 14 | 15 | 16 | 17 | 18 | 19 | 20 |
| 21 | 22 | 23 | 24 | 25 | 26 | 27 | 28 | 29 | 30 |
| 31 | 32 | 33 | 34 | 35 | 36 | 37 | 38 | 39 | 40 |
| 41 | 42 | 43 | 44 | 45 | 46 | 47 | 48 | 49 | 50 |

10

GOALIE SAVES

| | | | | | | | | | |
|----|----|----|----|----|----|----|----|----|----|
| 1 | 2 | 3 | 4 | 5 | 6 | 7 | 8 | 9 | 10 |
| 11 | 12 | 13 | 14 | 15 | 16 | 17 | 18 | 19 | 20 |
| 21 | 22 | 23 | 24 | 25 | 26 | 27 | 28 | 29 | 30 |
| 31 | 32 | 33 | 34 | 35 | 36 | 37 | 38 | 39 | 40 |

4

GOALIE SAVES

| | | | | | | | | | |
|----|----|----|----|----|----|----|----|----|----|
| 1 | 2 | 3 | 4 | 5 | 6 | 7 | 8 | 9 | 10 |
| 11 | 12 | 13 | 14 | 15 | 16 | 17 | 18 | 19 | 20 |
| 21 | 22 | 23 | 24 | 25 | 26 | 27 | 28 | 29 | 30 |
| 31 | 32 | 33 | 34 | 35 | 36 | 37 | 38 | 39 | 40 |

3

SCORING

| TEAM | PLAYER | PER. | TIME | ASSIST. | HOW SCORED |
|----------|----------|------|-------|---------|---|
| HOME | Wabens | | 2:25 | to goal | knocked in |
| VISITORS | Christen | | 13:40 | | knocked in |
| HOME | Ladue | OT | | | pen. stroke - knee in right |
| HOME | E. Ladue | OT | | | pen. stroke - knee in right |
| HOME | E. Ladue | OT | | | pen. stroke - shoulder in near side of body |

PERIOD SCORES

| TEAM | 1 | 2 | O.T. | O.T. | P.S. | FINAL |
|----------|---|---|------|------|------|-------|
| HOME | 2 | 1 | | | | 3 |
| VISITORS | 1 | 0 | 1 | | | 2 |

UMPIRES: M. J. ... SCOREKEEPER: ...
M. J. ... TIMER: ...

THE UNIVERSITY OF CHICAGO

1952

1953

1954

1955

1956

1957

1958

1959

1960

1961

1962

1963

1964

1965

1966

1967

Missouri State High School Activities Association

SENIOR HIGH SCHOOL ELIGIBILITY CERTIFICATE

The following students, _____ in number, are eligible under the rules of the Missouri State High School Activities Association to represent

the Riverview Gardens Senior High School 1218 Shepley Dr. 63137 Mo.,

in a Field Hockey contest to be played at Various

on the date of Fall Season, 1980.

(Please type or duplicate list of athletes with information below.)

MASTER COPY

| NAMES OF CONTESTANTS (LIST ALPHABETICALLY) | BIRTH | | | DATE OF EN- ROLLMENT FOR PRESENT SEMESTER | SEMESTERS OF H. S. EN- ROLL, INCLUD- ING THIS (8TH, 10TH, 11TH & 12TH GRADES) | NO. OF UNITS CREDIT | | NO. SEMESTERS IN THIS SPORT PREVIOUS TO THIS YEAR (GRADES 9-12) |
|---|-------|-------|-----|--|--|----------------------------|--|--|
| | YEAR | MONTH | DAY | | | EARNED LAST SEMESTER | SUCCESSFULLY CARRIED TO DATE, THIS SEMESTER | |
| <u>SENIORS</u> | | | | | | | | |
| Cipponeri, Mary | 63 | 1 | 29 | 8/28/30 | 7 | 2 | 2 | 3 |
| Colquitt, Dawn | 63 | 5 | 27 | " | " | " | " | " |
| Crauer, Julie | 63 | 3 | 14 | " | " | " | " | " |
| Griffin, Sue | 63 | 4 | 6 | " | " | " | " | " |
| Hanson, Lisa | 63 | 4 | 9 | " | " | " | " | " |
| Haffer, Kristy | 62 | 10 | 22 | " | " | " | " | " |
| Karnes, Tracy | 63 | 1 | 7 | " | " | " | " | " |
| Klaus, Theresa | 63 | 2 | 28 | " | " | " | " | " |
| Payne, Donna | 63 | 6 | 22 | " | " | " | " | " |
| Reed, Lisa | 63 | 6 | 6 | " | " | " | " | " |
| Tucker, Barb | 62 | 9 | 6 | " | " | " | " | " |
| Wanduren, Emily | 63 | 1 | 25 | " | " | " | " | " |
| <u>JUNIORS</u> | | | | | | | | |
| Anderson, Mary | 64 | 6 | 7 | " | 5 | 2 | 2 | 2 |
| Dieckernd, Jane | 64 | 11 | 2 | " | " | " | " | " |
| Kittrell, Robin | 63 | 11 | 7 | " | " | " | " | " |
| Koch, Donna | 63 | 11 | 14 | " | " | " | " | " |
| Krato, Terri | 64 | 8 | 11 | " | " | " | " | " |
| Lewis, Kathy | 63 | 11 | 20 | " | " | " | " | " |
| Little, Lisa | 63 | 10 | 20 | " | " | " | " | " |
| Meier, Julie | 63 | 4 | 2 | " | " | " | " | " |
| Tomkins, Sherri | 63 | 10 | 12 | " | " | " | " | " |
| <u>SOPHOMORE</u> | | | | | | | | |
| Basler, Melissa | 65 | 8 | 1 | " | 3 | 2 | 2 | 1 |

(Signed) *D. D. Paulse*

Date August 21, 1980

Riverview Gardens Senior

Riverview

314-869-2505

I 270 to hlsr apt
turn left-south
to light - 1/2 mile
west right -

FIELD HOCKEY SCORE SHEET

7
6

6:19
4:49
11:08
SHOT CHART

on us
1:05
1:56
3:01
read 3-4

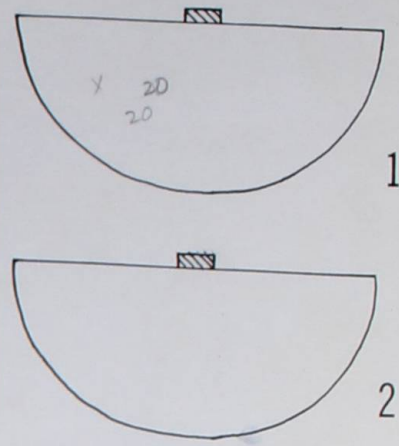
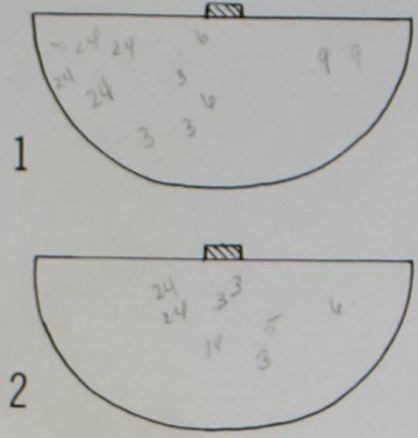
DATE Nov 6, 1980
FIELD Greenview Gardens
CONDITIONS Warm, windy, sunny

HOME

VISITORS

| Shots | Asst. | Goals | No. | PLAYERS | POS. | PLAYERS | No. | Goals | Asst. | Shots |
|-------|-------|-------|-----|--------------------|------|-------------|-----|-------|-------|-------|
| | | | | 25 Lange, Debbie | GOAL | Walker K | 30 | | | |
| | | | | 4 Hesterer, Sandy | RB | Whiffin S | 29 | | | |
| | | | | 23 Anderson, Kyle | LB | Madigan L | 19 | | | |
| | 1 | | | 22 Lyons, Carol | RHB | Koch D | 14 | | | |
| | | | | 18 Reising, George | CHB | Jucker B | 12 | | | |
| | | | | 7 Henderson, Kate | LHB | Ciponari, M | 26 | | | |
| 2 | 1 | | | 9 Fuchs, Bob | RW | Byrne D | 16 | | | |
| 3 | 1 | | | 6 Schneider, Greg | RI | Hansen J | 28 | | | |
| 6 | 1 | 4 | | 3 Armstrong, Amy | CF | Klaus T | 20 | | | |
| 1 | 1 | | | 5 Hawkins, Sherril | LI | Hanson L | 22 | | | |
| 6 | 1 | 1 | | 24 Neuber, Shyla | LW | Davis K | 15 | | | |
| SUBS | | | | | | | | | | |
| | | | | 8 Fuchs, Bob | CHB | Knicker, M | 23 | | | |
| | | | | 1 Scheibel | LI | Wickland | 21 | | | |
| | | | | 10 Hesterer, Sandy | LB | Williams R | 25 | | | |
| | | | | 21 Bent | LB | Hanson | 22 | | | |
| | | | | 12 Schneider, Greg | CHB | Walker | 23 | | | |
| | | | | 19 Free | RB | | | | | |

SHOT CHART



PENALTY CORNERS
1 2 3 4 5 6 7 8 9 10
11 12 13 14 15 16 17 18 19 20
21 22 23 24 25 26 27 28 29 30 14

PENALTY CORNERS
1 2 3 4 5 6 7 8 9 10
11 12 13 14 15 16 17 18 19 20
21 22 23 24 25 26 27 28 29 30 0

CORNERS
1 2 3 4 5 6 7 8 9 10
11 12 13 14 15 16 17 18 19 20
21 22 23 24 25 26 27 28 29 30 0

CORNERS
1 2 3 4 5 6 7 8 9 10
11 12 13 14 15 16 17 18 19 20
21 22 23 24 25 26 27 28 29 30 0

SHOTS AT GOAL
1 2 3 4 5 6 7 8 9 10
11 12 13 14 15 16 17 18 19 20
21 22 23 24 25 26 27 28 29 30
31 32 33 34 35 36 37 38 39 40
41 42 43 44 45 46 47 48 49 50 19

SHOTS AT GOAL
1 2 3 4 5 6 7 8 9 10
11 12 13 14 15 16 17 18 19 20
21 22 23 24 25 26 27 28 29 30
31 32 33 34 35 36 37 38 39 40
41 42 43 44 45 46 47 48 49 50 3

GOALIE SAVES
1 2 3 4 5 6 7 8 9 10
11 12 13 14 15 16 17 18 19 20
21 22 23 24 25 26 27 28 29 30
31 32 33 34 35 36 37 38 39 40 2

GOALIE SAVES
1 2 3 4 5 6 7 8 9 10
11 12 13 14 15 16 17 18 19 20
21 22 23 24 25 26 27 28 29 30
31 32 33 34 35 36 37 38 39 40 6

SCORING

| TEAM | PLAYER | PER. | TIME | ASSIST. | HOW SCORED |
|------|-----------|------|-------|--------------------|--|
| Edw | Armstrong | 1 | 17:35 | | |
| Edw | Neuber | 1 | 28:50 | Fuchs to Armstrong | passing play - close to goal |
| Edw | Armstrong | 2 | 9:35 | Hawkins | from 50 to 20 rd. passed to edge of circle |
| Edw | Armstrong | 2 | 11:57 | Neuber | from edge of circle to goalie - goal down |
| Edw | Armstrong | 2 | 27:45 | | |

PERIOD SCORES

| TEAM | 1 | 2 | O.T. | O.T. | P.S. | FINAL |
|------|---|---|------|------|------|-------|
| Edw | | | | | | 5 |
| RB | | | | | | 0 |

UMPIRES Boston
Edw
SCOREKEEPER
TIMER

To 270 - South

to Olive St Rd

Turn onto Olive

follow Olive to Fifee

turn right - go 1 mi



LUTHERAN HIGH SCHOOL NORTH
FIELD HOCKEY ROSTER -- 1980

Petty

| No. | Name | Year | No. | Name | Year |
|-----|-----------------|--------|-----|--------------------|--------|
| 10 | Lori Hennen | Fresh. | 31 | Windy Callies | Soph. |
| 13 | Pimolin Mcclin | Soph. | 32 | Michelle Heskerson | Sr. |
| 20 | Ellen Fink | Jr. | 33 | Kaye Plotzer | Soph. |
| 21 | Surb Beffa | Soph. | 34 | Inger Netzeband | Frosh. |
| 23 | Linda Mueller | Soph. | 41 | Roslyn Tatum | Jr. |
| 24 | Andrea Huber | Jr. | 44 | Karen Enderson | Soph. |
| 25 | Dawn Ellebracht | Soph. | 50 | Kris Stierholz | Sr. |
| | | | 51 | Kat Stierholz | Sr. |

Coach: Jan Wolfe

SCHEDULE

| | | | | |
|-----------|--------------|------------------------------------|-------------------|------------|
| Friday | September 12 | Brentwood | Home | 4:00 P.M. |
| Saturday | September 13 | Lindbergh | at Principia | 12:45 P.M. |
| Monday | September 15 | Edwardsville | Home | 4:00 P.M. |
| Thursday | September 18 | Ritenour | Away | 4:00 P.M. |
| Tuesday | September 23 | St. Mary's of O'Fallon | Home | 4:00 P.M. |
| Friday | September 26 | Clayton | Home | 4:00 P.M. |
| Wednesday | October 1 | Visitation | Away | 4:00 P.M. |
| Friday | October 3 | Jennings | Home | 4:00 P.M. |
| Thursday | October 9 | Bayless | Away | 4:15 P.M. |
| Friday | October 10 | John Burroughs "B" | Away | 4:00 P.M. |
| Monday | October 13 | Riverview | Away | 4:00 P.M. |
| Friday | October 17 | Granite City North (HOMECOMING) | Home | 4:00 P.M. |
| Wednesday | October 22 | Lutheran South | Home | 4:00 P.M. |
| Saturday | October 25 | District Tournament | Site and Time TBA | |

270

to W. Florissant Exit

Left - over Highway - for approx 4 mi to
intersection of W. Flor. & Lucas Street
(Bentley's Sup. CRT at intersection)

Take a Right on Luther. Approx 1 mi
to 1st set of lights.

Campus is set of woods to Right
there'll be sign & a drive at
southern corner!

40 min.

FIELD HOCKEY SCORE SHEET

DATE Oct 14, 1980 8
 FIELD Lutheran North
 CONDITIONS cool, cloudy, partially sunny

SHOT CHART

HOME

VISITORS LUTHERAN-N

Shots Asst. Goals No.

PLAYERS

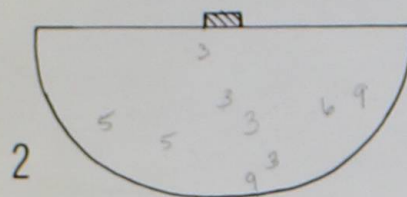
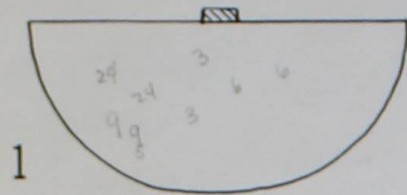
POS.

PLAYERS

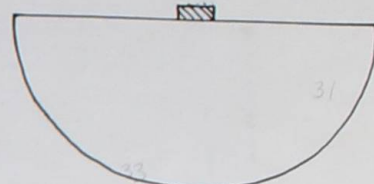
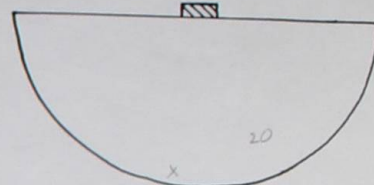
No. Goals Asst. Shots

SHOT CHART

3-5 record



| Shots | Asst. | Goals | No. | PLAYERS | POS. | PLAYERS | No. | Goals | Asst. | Shots |
|-------|-------|-------|-----|----------------------|------|-----------------|-----|-------|-------|-------|
| | | | | 35 Range | GOAL | Heard, Lori | 10 | | | |
| | | | | 4 Gustafson | RB | Storch, Kim | 50 | | | |
| | | | | 23 Henderson, Kyle | LB | Murray, Lisa | 23 | | | |
| I | | | | 12 Schoenleber, Dawn | RHB | Harris, Ann | 24 | | | |
| | | | | 18 Reising, Nancy | CHB | Kistner, Kay | 33 | | | |
| | | | | 7 Henderson, Kate | LHB | Martin, Tracie | 73 | | | |
| III | I | | | 9 Fehrkalch, Gill | RW | Norcross, Jager | 34 | | | |
| III | I | | | 6 Schoenleber, Eric | RI | Fisk, Zild | 20 | | | |
| III | I | | | 3 Armstrong, Amy | CF | Carlson, Mary | 31 | | | |
| | | | | 5 Hopkins, Sheryl | LI | Whelan, Tammy | 14 | | | |
| | | | | 24 Fisher, Joyce | LW | McGraw, Marilee | 22 | | | |



| SUBS | | | | | | | | | | |
|------|--|--|--|-------------|-----|-----------------|----|--|--|--|
| | | | | 8 Fehrkalch | RI | | | | | |
| | | | | 1 Schilb | LI | Baker, Barb | 21 | | | |
| | | | | 21 Post | RHB | Tatum, Reginald | 41 | | | |
| | | | | | | Fisk, Zild | 25 | | | |
| | | | | | | Harris, Ann | 24 | | | |
| | | | | | | Whelan, Tammy | 14 | | | |
| | | | | | | McGraw, Marilee | 22 | | | |
| | | | | | | | 13 | | | |
| | | | | | | | 25 | | | |
| | | | | | | | 14 | | | |
| | | | | | | | 21 | | | |
| | | | | | | | 10 | | | |

SCORING

| TEAM | PLAYER | PER. | TIME | ASSIST. | HOW SCORED |
|------|-------------|------|------|----------------|---------------------------------|
| Edw | Schoenleber | 1 | 13 | D. Schoenleber | fill in at on cover |
| Edw | Armstrong | 2 | 4:40 | D. Schoenleber | 7 feet on 29yd. Amy top of goal |

PERIOD SCORES

| TEAM | 1 | 2 | O.T. | O.T. | P.S. | FINAL |
|---------|---|---|------|------|------|-------|
| Edw | 1 | 1 | | | | 2 |
| L North | 0 | 0 | | | | 0 |

UMPIRES

Pix Heidebreder

SCOREKEEPER

TIMER

PENALTY CORNERS

1 2 3 4 5 6 7 8 9 10
 11 12 13 14 15 16 17 18 19 20
 21 22 23 24 25 26 27 28 29 30 9

CORNERS

1 2 3 4 5 6 7 8 9 10
 11 12 13 14 15 16 17 18 19 20
 21 22 23 24 25 26 27 28 29 30 1

SHOTS AT GOAL

1 2 3 4 5 6 7 8 9 10
 11 12 13 14 15 16 17 18 19 20
 21 22 23 24 25 26 27 28 29 30
 31 32 33 34 35 36 37 38 39 40
 41 42 43 44 45 46 47 48 49 50 18

GOALIE SAVES

1 2 3 4 5 6 7 8 9 10
 11 12 13 14 15 16 17 18 19 20
 21 22 23 24 25 26 27 28 29 30
 31 32 33 34 35 36 37 38 39 40 3

PENALTY CORNERS

1 2 3 4 5 6 7 8 9 10
 11 12 13 14 15 16 17 18 19 20
 21 22 23 24 25 26 27 28 29 30 3

CORNERS

1 2 3 4 5 6 7 8 9 10
 11 12 13 14 15 16 17 18 19 20
 21 22 23 24 25 26 27 28 29 30 0

SHOTS AT GOAL

1 2 3 4 5 6 7 8 9 10
 11 12 13 14 15 16 17 18 19 20
 21 22 23 24 25 26 27 28 29 30
 31 32 33 34 35 36 37 38 39 40
 41 42 43 44 45 46 47 48 49 50 4

GOALIE SAVES

1 2 3 4 5 6 7 8 9 10
 11 12 13 14 15 16 17 18 19 20
 21 22 23 24 25 26 27 28 29 30
 31 32 33 34 35 36 37 38 39 40 3

Missouri

SENIOR
The following students, 35
Activities Association to represent
the

In a Marlinx Hall
Field Hockey
on the date of Sept.-Oct.

Sociation Petty
TE

In number, are eligible under the rules of the Missouri State High School
High School Webster Groves

contest to be played at various sites
Oct 16 at Edwardsville, Mo.,

19 80
(Please type or duplicate list of athletes with information below.)

AMES OF CONTESTANTS
(LIST ALPHABETICALLY)

| NAME | BIRTH YEAR | BIRTH MONTH | BIRTH DAY | DATE OF ENROLLMENT FOR PRESENT SEMESTER | SEMESTERS OF H.S. ENROLLING THIS, 10TH, 11TH & 12TH GRADERS | EARNED LAST SEMESTER | SUCCESSFULLY CARRIED TO DATE, THIS SEMESTER | NO. SEMESTERS IN THIS SPORT PREVIOUS TO THIS YEAR (GRADES 9/12) |
|--------------------|------------|-------------|-----------|---|---|----------------------|---|---|
| Agnello, Mary Jo | 64 | 1 | 29 | 8-27-80 | 5 | 2+ | 2+ | 2 |
| Andraako, Carolyn | 66 | 5 | 19 | | 1 | 0 | 0 | 0 |
| Bossman, Lisa | 66 | 3 | 6 | | 1 | 0 | 0 | 0 |
| Crowe, Liz | 63 | 10 | 13 | | 5 | 2+ | 2+ | 0 |
| Eas, Julie | 63 | 11 | 16 | | 3 | 2+ | 2+ | 0 |
| Faust, Cathy | 63 | 9 | 9 | | 3 | 2+ | 2+ | 0 |
| Giacoma, Mary | 65 | 10 | 13 | | 3 | 2+ | 2+ | 0 |
| Griffith, Lori | 64 | 9 | 23 | | 3 | 2+ | 2+ | 0 |
| Gustallo, Mary Jo | 64 | 9 | 1 | | 3 | 2+ | 2+ | 0 |
| Higgins, Carol | 64 | 6 | 2 | | 3 | 2+ | 2+ | 0 |
| Horan, Jane | 64 | 4 | 2 | | 3 | 2+ | 2+ | 0 |
| Ippolito, Jennifer | 63 | 4 | 3 | | 5 | 2+ | 2+ | 0 |
| Isemann, Sharon | 65 | 4 | 4 | | 5 | 2+ | 2+ | 0 |
| Johnson, Jennifer | 66 | 1 | 30 | | 7 | 2+ | 2+ | 0 |
| Luetkemeyer, Amy | 65 | 8 | 19 | | 3 | 2+ | 2+ | 0 |
| McHigh, Sally | 65 | 7 | 25 | | 3 | 2+ | 2+ | 0 |
| Miguel, Anne Marie | 63 | 10 | 9 | | 3 | 2+ | 2+ | 0 |
| Monahan, Andrea | 66 | 5 | 18 | | 3 | 2+ | 2+ | 0 |
| Nicholson, Chris | 65 | 8 | 13 | | 5 | 2+ | 2+ | 0 |
| O'Flynn, Katie | 64 | 9 | 19 | | 1 | 0 | 0 | 0 |
| O'Leary, Meagan | 64 | 5 | 29 | | 3 | 2+ | 2+ | 0 |
| Orten, Karen | 64 | 3 | 10 | | 5 | 2+ | 2+ | 0 |
| Pfeiffer, Lisa | 65 | 4 | 16 | | 5 | 2+ | 2+ | 0 |
| Porter, Julie | 63 | 12 | 18 | | 7 | 2+ | 2+ | 0 |
| Quinn, Nancy | 64 | 6 | 17 | | 3 | 2+ | 2+ | 0 |
| Reardon, Laura | 63 | 9 | 20 | | 5 | 2+ | 2+ | 0 |
| Reardon, Toni | 66 | 8 | 8 | | 5 | 2+ | 2+ | 0 |
| Reinecke, Carey | 63 | 5 | 8 | | 5 | 2+ | 2+ | 0 |
| Salsich, Gretchen | 64 | 9 | 8 | | 5 | 2+ | 2+ | 0 |
| Salsich, Heidi | 66 | 3 | 24 | | 1 | 0 | 0 | 0 |
| Steurer, Denise | 65 | 8 | 1 | | 2+ | 2+ | 2+ | 0 |
| Steurer, Jennifer | 64 | 5 | 13 | | 0 | 0 | 0 | 0 |
| Strubert, Mary Ann | 64 | 7 | 17 | | 5 | 2+ | 2+ | 0 |
| Weinrich, Lisa | 66 | 4 | 1 | | 5 | 2+ | 2+ | 0 |
| | 65 | 9 | 7 | | 1 | 0 | 0 | 0 |
| | 66 | 9 | 7 | | 1 | 0 | 0 | 0 |

Date 9/15/80
Form B-70M-8 65

(Signed) Archie Mary Karen Vandekerckhove
Principal
Nurmi Hall

High School

FIELD HOCKEY SCORE SHEET

DATE Oct 16, 1980
 FIELD Edw
 CONDITIONS Breezy, Cool

HOME

VISITORS Nerinx - JV

SHOT CHART

Shots Asst. Goals No.

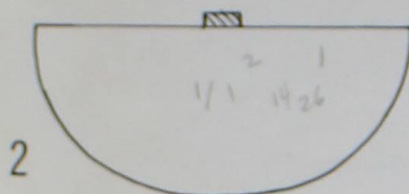
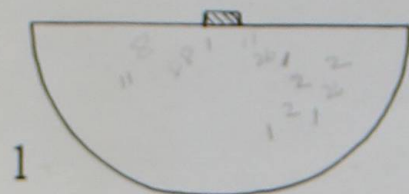
PLAYERS

POS.

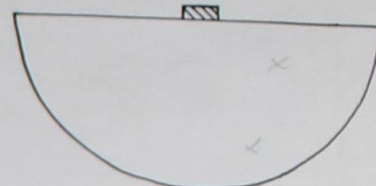
PLAYERS

No. Goals Asst. Shots

SHOT CHART



| Shots | Asst. | Goals | No. | PLAYERS | POS. | PLAYERS | No. | Goals | Asst. | Shots |
|-------|-------|-------|-----|-----------------|------|-----------|-----|-------|-------|-------|
| | | | 13 | Josh High | GOAL | ANDERSON | | | | |
| | | | 21 | Paul, Rhina | RB | NICHOLSON | | | | |
| | | | 19 | John, Michael | LB | WEINRICH | | | | |
| | | | 15 | Anderson, James | RHB | FAH | | | | |
| | | | 20 | Summer, James | CHB | MALHOTRA | | | | |
| | | | 10 | Hunter, Michael | LHB | SALISCH | | | | |
| | | | 26 | Frederic, Louis | RW | KEINCKE | | | | |
| | | | 14 | Horvath, Liz | RI | FAUST | | | | |
| | | | 1 | Scheibel, Kathy | CF | FAUST | | | | |
| | | | 11 | Baron | LI | JOHNSON | | | | |
| | | | 8 | Fachekalle | LW | LEUTNER | | | | |



| SUBS | | | | | | | | | | |
|------|--|--|----|----------------|-----|---------|--|--|--|--|
| | | | 14 | Henny, Michael | R/L | ORSON | | | | |
| | | | 16 | Corradi | | WIMMICH | | | | |
| | | | 17 | Schwan, Lisa | F | | | | | |

PENALTY CORNERS

| | | | | | | | | | |
|----|----|----|----|----|----|----|----|----|----|
| 1 | 2 | 3 | 4 | 5 | 6 | 7 | 8 | 9 | 10 |
| 11 | 12 | 13 | 14 | 15 | 16 | 17 | 18 | 19 | 20 |
| 21 | 22 | 23 | 24 | 25 | 26 | 27 | 28 | 29 | 30 |

PENALTY CORNERS

| | | | | | | | | | |
|----|----|----|----|----|----|----|----|----|----|
| 1 | 2 | 3 | 4 | 5 | 6 | 7 | 8 | 9 | 10 |
| 11 | 12 | 13 | 14 | 15 | 16 | 17 | 18 | 19 | 20 |
| 21 | 22 | 23 | 24 | 25 | 26 | 27 | 28 | 29 | 30 |

CORNERS

| | | | | | | | | | |
|----|----|----|----|----|----|----|----|----|----|
| 1 | 2 | 3 | 4 | 5 | 6 | 7 | 8 | 9 | 10 |
| 11 | 12 | 13 | 14 | 15 | 16 | 17 | 18 | 19 | 20 |
| 21 | 22 | 23 | 24 | 25 | 26 | 27 | 28 | 29 | 30 |

CORNERS

| | | | | | | | | | |
|----|----|----|----|----|----|----|----|----|----|
| 1 | 2 | 3 | 4 | 5 | 6 | 7 | 8 | 9 | 10 |
| 11 | 12 | 13 | 14 | 15 | 16 | 17 | 18 | 19 | 20 |
| 21 | 22 | 23 | 24 | 25 | 26 | 27 | 28 | 29 | 30 |

SHOTS AT GOAL

| | | | | | | | | | |
|----|----|----|----|----|----|----|----|----|----|
| 1 | 2 | 3 | 4 | 5 | 6 | 7 | 8 | 9 | 10 |
| 11 | 12 | 13 | 14 | 15 | 16 | 17 | 18 | 19 | 20 |
| 21 | 22 | 23 | 24 | 25 | 26 | 27 | 28 | 29 | 30 |
| 31 | 32 | 33 | 34 | 35 | 36 | 37 | 38 | 39 | 40 |
| 41 | 42 | 43 | 44 | 45 | 46 | 47 | 48 | 49 | 50 |

SHOTS AT GOAL

| | | | | | | | | | |
|----|----|----|----|----|----|----|----|----|----|
| 1 | 2 | 3 | 4 | 5 | 6 | 7 | 8 | 9 | 10 |
| 11 | 12 | 13 | 14 | 15 | 16 | 17 | 18 | 19 | 20 |
| 21 | 22 | 23 | 24 | 25 | 26 | 27 | 28 | 29 | 30 |
| 31 | 32 | 33 | 34 | 35 | 36 | 37 | 38 | 39 | 40 |
| 41 | 42 | 43 | 44 | 45 | 46 | 47 | 48 | 49 | 50 |

GOALIE SAVES

| | | | | | | | | | |
|----|----|----|----|----|----|----|----|----|----|
| 1 | 2 | 3 | 4 | 5 | 6 | 7 | 8 | 9 | 10 |
| 11 | 12 | 13 | 14 | 15 | 16 | 17 | 18 | 19 | 20 |
| 21 | 22 | 23 | 24 | 25 | 26 | 27 | 28 | 29 | 30 |
| 31 | 32 | 33 | 34 | 35 | 36 | 37 | 38 | 39 | 40 |

GOALIE SAVES

| | | | | | | | | | |
|----|----|----|----|----|----|----|----|----|----|
| 1 | 2 | 3 | 4 | 5 | 6 | 7 | 8 | 9 | 10 |
| 11 | 12 | 13 | 14 | 15 | 16 | 17 | 18 | 19 | 20 |
| 21 | 22 | 23 | 24 | 25 | 26 | 27 | 28 | 29 | 30 |
| 31 | 32 | 33 | 34 | 35 | 36 | 37 | 38 | 39 | 40 |

SCORING

| TEAM | PLAYER | PER. | TIME | ASSIST. | HOW SCORED |
|----------|----------|------|-------|---------|------------|
| HOME | ANDERSON | 1 | 14:00 | | |
| VISITORS | ANDERSON | 2 | 3:02 | | |

PERIOD SCORES

| TEAM | 1 | 2 | O.T. | O.T. | P.S. | FINAL |
|----------|---|---|------|------|------|-------|
| HOME | 0 | 0 | | | | 0 |
| VISITORS | 0 | 0 | | | | 0 |

UMPIRES

Blind, Schrage
Ruth, North

SCOREKEEPER

TIMER

[Faint, illegible handwriting]

[Faint, illegible handwriting]

[Faint, illegible handwriting]

FIELD HOCKEY SCORE SHEET

DATE Oct 16/1980 9
 FIELD Edw.
 CONDITIONS Raining - sprinkled
cob

SHOT CHART

HOME

VISITORS Nerinx

Shots Asst. Goals No.

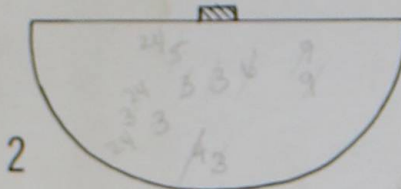

PLAYERS

POS.

PLAYERS

No. Goals Asst. Shots

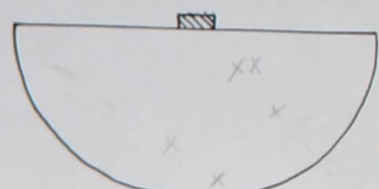
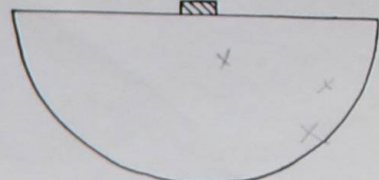
SHOT CHART



| HOME | PLAYERS | POS. | VISITORS | PLAYERS |
|------|-----------------------|------|------------|---------|
| 1 | 25 Zanger, Debbie | GOAL | GIACOMA | GO |
| | 7 Hattmerkus, Sandra | RB | PORTER | LI |
| | 23 Anderson, Kyla | LB | CROWE | CF |
| | 9 Schaefer, Lynn | RHB | AGNELLO | RI |
| | 14 Rising, Nicole | CHB | MIGUEL | RD |
| | 7 Henderson, Kati | LHB | WILKINSON | CHB |
| 2 | 3 9 Trebak, Lal | RW | GUARACCI | CF |
| 3 | 1 6 Schaefer, Lynn | RI | D'FLVIN | RFB |
| 10 | 2 3 Armstrong, Amy | CF | V. SALLI | LB |
| 4 | 1 5 Hastings, Sherie | LI | J. HIGGINS | KB |
| 5 | 1 24 7 Schaefer, Lynn | LW | KEARNEY | CF |

25

| HOME | PLAYERS | POS. | VISITORS | PLAYERS |
|------|---------|------|----------|-----------|
| | | | LI | Stover |
| | | | CF | Tschannen |
| | | | CF | Porter |
| | | | LI | Crowe |
| | | | CF | Stover |
| | | | CF | Agello |



PENALTY CORNERS

1 2 3 4 5 6 7 8 9 10
 11 12 13 14 15 16 17 18 19 20
 21 22 23 24 25 26 27 28 29 30 7

PENALTY CORNERS

1 2 3 4 5 6 7 8 9 10
 11 12 13 14 15 16 17 18 19 20
 21 22 23 24 25 26 27 28 29 30 2

CORNERS

1 2 3 4 5 6 7 8 9 10
 11 12 13 14 15 16 17 18 19 20
 21 22 23 24 25 26 27 28 29 30 4

CORNERS

1 2 3 4 5 6 7 8 9 10
 11 12 13 14 15 16 17 18 19 20
 21 22 23 24 25 26 27 28 29 30 4

SHOTS AT GOAL

1 2 3 4 5 6 7 8 9 10
 11 12 13 14 15 16 17 18 19 20
 21 22 23 24 25 26 27 28 29 30
 31 32 33 34 35 36 37 38 39 40
 41 42 43 44 45 46 47 48 49 50 24

SHOTS AT GOAL

1 2 3 4 5 6 7 8 9 10
 11 12 13 14 15 16 17 18 19 20
 21 22 23 24 25 26 27 28 29 30
 31 32 33 34 35 36 37 38 39 40
 41 42 43 44 45 46 47 48 49 50 8

GOALIE SAVES

1 2 3 4 5 6 7 8 9 10
 11 12 13 14 15 16 17 18 19 20
 21 22 23 24 25 26 27 28 29 30
 31 32 33 34 35 36 37 38 39 40 3

GOALIE SAVES

1 2 3 4 5 6 7 8 9 10
 11 12 13 14 15 16 17 18 19 20
 21 22 23 24 25 26 27 28 29 30
 31 32 33 34 35 36 37 38 39 40 8

SCORING

| TEAM | PLAYER | PER. | TIME | ASSIST. | HOW SCORED |
|------|-----------|------|-------|---------|------------|
| Edw. | Armstrong | 1 | 5:13 | Stover | roll over |
| Edw. | Armstrong | 1 | 3:47 | Stover | roll over |
| Edw. | Armstrong | 2 | 13:10 | Stover | roll over |
| Edw. | Armstrong | 2 | 4:00 | Stover | roll over |

PERIOD SCORES

| TEAM | 1 | 2 | O.T. | O.T. | P.S. | FINAL |
|--------|---|---|------|------|------|-------|
| Edw. | 2 | 0 | | | | 2 |
| Nerinx | 0 | 0 | | | | 0 |

UMPIRES

SCOREKEEPER

TIMER

5:13
3:47

11:35
2:00

25
11:35
2:00

17:07
7:53

11:49
13:11

4:50
13:10
1:40
4:00
20:52

FIELD HOCKEY SCORE SHEET

DATE Oct 21, 1980 (10)
 FIELD Grantville North
 CONDITIONS Sunny, 60°

SHOT CHART

HOME

VISITORS Grantville-N

Shots Asst. Goals No.


PLAYERS

POS.

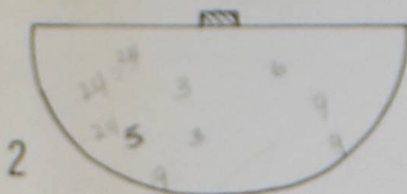
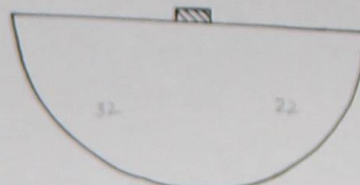
PLAYERS

No. Goals Asst. Shots

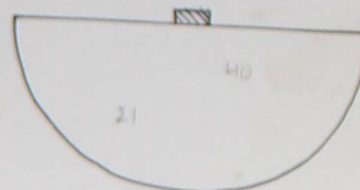
SHOT CHART 30min 1/2 5



| Shots | Asst. | Goals | No. | PLAYERS | POS. | PLAYERS | No. | Goals | Asst. | Shots |
|-------|-------|-------|-----|-----------|------|-----------|-----|-------|-------|-------|
| | | | | 1 [Name] | GOAL | 1 [Name] | 1 | | | |
| | | | | 2 [Name] | RB | 2 [Name] | 1 | | | |
| | | | | 3 [Name] | LB | 3 [Name] | 1 | | | |
| | | | | 4 [Name] | RHB | 4 [Name] | 1 | | | |
| | | | | 5 [Name] | CHB | 5 [Name] | 1 | | | |
| | | | | 6 [Name] | LHB | 6 [Name] | 1 | | | |
| | | | | 7 [Name] | RW | 7 [Name] | 1 | | | |
| | | | | 8 [Name] | RI | 8 [Name] | 1 | | | |
| | | | | 9 [Name] | CF | 9 [Name] | 1 | | | |
| | | | | 10 [Name] | LI | 10 [Name] | 1 | | | |
| | | | | 11 [Name] | LW | 11 [Name] | 1 | | | |
| | | | | | SUBS | | | | | |



| Shots | Asst. | Goals | No. | PLAYERS | POS. | PLAYERS | No. | Goals | Asst. | Shots |
|-------|-------|-------|-----|-----------|------|-----------|-----|-------|-------|-------|
| | | | | 12 [Name] | GOAL | 12 [Name] | 1 | | | |
| | | | | 13 [Name] | RB | 13 [Name] | 1 | | | |
| | | | | 14 [Name] | LB | 14 [Name] | 1 | | | |
| | | | | 15 [Name] | RHB | 15 [Name] | 1 | | | |
| | | | | 16 [Name] | CHB | 16 [Name] | 1 | | | |
| | | | | 17 [Name] | LHB | 17 [Name] | 1 | | | |
| | | | | 18 [Name] | RW | 18 [Name] | 1 | | | |
| | | | | 19 [Name] | RI | 19 [Name] | 1 | | | |
| | | | | 20 [Name] | CF | 20 [Name] | 1 | | | |
| | | | | 21 [Name] | LI | 21 [Name] | 1 | | | |
| | | | | 22 [Name] | LW | 22 [Name] | 1 | | | |
| | | | | | SUBS | | | | | |



PENALTY CORNERS
 + 2 3 4 5 6 7 8 9 10
 11 12 13 14 15 16 17 18 19 20
 21 22 23 24 25 26 27 28 29 30 13

PENALTY CORNERS
 + 2 3 4 5 6 7 8 9 10
 11 12 13 14 15 16 17 18 19 20
 21 22 23 24 25 26 27 28 29 30 5

CORNERS
 + 2 3 4 5 6 7 8 9 10
 11 12 13 14 15 16 17 18 19 20
 21 22 23 24 25 26 27 28 29 30 2

CORNERS
 + 2 3 4 5 6 7 8 9 10
 11 12 13 14 15 16 17 18 19 20
 21 22 23 24 25 26 27 28 29 30 7

SHOTS AT GOAL
 + 2 3 4 5 6 7 8 9 10
 11 12 13 14 15 16 17 18 19 20
 21 22 23 24 25 26 27 28 29 30
 31 32 33 34 35 36 37 38 39 40
 41 42 43 44 45 46 47 48 49 50 37

SHOTS AT GOAL
 + 2 3 4 5 6 7 8 9 10
 11 12 13 14 15 16 17 18 19 20
 21 22 23 24 25 26 27 28 29 30
 31 32 33 34 35 36 37 38 39 40
 41 42 43 44 45 46 47 48 49 50 7

GOALIE SAVES
 + 2 3 4 5 6 7 8 9 10
 11 12 13 14 15 16 17 18 19 20
 21 22 23 24 25 26 27 28 29 30
 31 32 33 34 35 36 37 38 39 40 1

GOALIE SAVES
 + 2 3 4 5 6 7 8 9 10
 11 12 13 14 15 16 17 18 19 20
 21 22 23 24 25 26 27 28 29 30
 31 32 33 34 35 36 37 38 39 40 5

SCORING

| TEAM | PLAYER | PER. | TIME | ASSIST. | HOW SCORED |
|----------|--------|------|------|---------|------------|
| HOME | [Name] | 1 | 3:56 | [Name] | Goal |
| HOME | [Name] | 1 | 5:35 | [Name] | Goal |
| HOME | [Name] | 1 | 3:39 | [Name] | Goal |
| HOME | [Name] | 1 | 9:33 | [Name] | Goal |
| VISITORS | [Name] | 1 | 3:2 | [Name] | Goal |
| VISITORS | [Name] | 1 | 2:2 | [Name] | Goal |
| VISITORS | [Name] | 2 | 2:1 | [Name] | Goal |
| VISITORS | [Name] | 2 | 4:0 | [Name] | Goal |

PERIOD SCORES

| TEAM | 1 | 2 | O.T. | O.T. | P.S. | FINAL |
|----------|---|---|------|------|------|-------|
| HOME | 1 | 1 | | | | 2 |
| VISITORS | 2 | 2 | | | | 4 |

UMPIRES [Name] SCOREKEEPER [Name]
 [Name] TIMER [Name]

Missouri State High School Activities Association

Petty

SENIOR HIGH SCHOOL ELIGIBILITY CERTIFICATE

The following students, 31 in number, are eligible under the rules of the Missouri State High School Activities Association to represent

the COR JESU High School ST. LOUIS, Mo.,

in a FIELD HOCKEY contest to be played at VARIOUS SITES

on the date of FALL, 1980


(Please type or duplicate list of athletes with information below.)

| NAMES OF CONTESTANTS (LIST ALPHABETICALLY) | BIRTH | | | DATE OF EN- ROLLMENT FOR PRESENT SEMESTER | SEMESTERS OF H. S. EN- ROLL, INCLUD- ING THIS. (9TH, 10TH, 11TH & 12TH GRADES) | NO. OF UNITS CREDIT | | NO. SEMESTERS IN THIS SPORT PREVIOUS TO THIS YEAR (GRADES 9-12) |
|---|-------|-------|-----|--|---|----------------------------|--|--|
| | YEAR | MONTH | DAY | | | EARNED LAST SEMESTER | SUCCESSFULLY CARRIED TO DATE, THIS SEMESTER | |
| BETH BAEBLER | 65 | 9 | 1 | 8/25/80 | 3 | 2ORMORE | 2ORMORE | 1 |
| NANCY BELL | 63 | 1 | 31 | ' | 7 | ' | ' | 3 |
| SUE DAERDA | 65 | 10 | 10 | ' | 1 | ' | ' | 0 |
| LISA DRESSEL | 65 | 4 | 9 | ' | 3 | ' | ' | 0 |
| JULIE EHRHART | 65 | 7 | 12 | ' | 3 | ' | ' | 1 |
| JULIE ETLING | 66 | 7 | 2 | ' | 1 | ' | ' | 0 |
| MAGGIE GOEDDEL | 66 | 1 | 16 | ' | 1 | ' | ' | 0 |
| DRUE GROTE | 64 | 9 | 6 | ' | 5 | ' | ' | 2 |
| KATE GUZDIAL | 63 | 1 | 11 | ' | 7 | ' | ' | 0 |
| BRENDA HAACK | 65 | 10 | 5 | ' | 1 | ' | ' | 0 |
| MELISSA HUNSAKER | 65 | 10 | 5 | ' | 1 | ' | ' | 0 |
| LISA KIRCHOFF | 62 | 12 | 26 | ' | 7 | ' | ' | 2 |
| JULIE LAROSE | 64 | 7 | 6 | ' | 5 | ' | ' | 2 |
| KATHY LITZINGER | 62 | 10 | 8 | ' | 7 | ' | ' | 2 |
| PATRICIA LODOLY | 64 | 4 | 14 | ' | 5 | ' | ' | 1 |
| LIBBY O'NEILL | 63 | 1 | 29 | ' | 7 | ' | ' | 2 |
| KATHY PARKINSON | 63 | 8 | 13 | ' | 7 | ' | ' | 2 |
| CLAUDIA REICHERT | 64 | 4 | 12 | ' | 5 | ' | ' | 1 |
| JEANNE SAPIENZA | 63 | 5 | 7 | ' | 7 | ' | ' | 2 |
| NANCY SAUTER | 64 | 12 | 30 | ' | 3 | ' | ' | 1 |
| SALLY SCHIEBER | 66 | 1 | 19 | ' | 1 | ' | ' | 0 |
| DOROTHY SCHUSTER | 64 | 4 | 6 | ' | 5 | ' | ' | 1 |
| NANCY SCHUSTER | 65 | 5 | 21 | ' | 3 | ' | ' | 0 |
| JEANNE STEINBERG | 63 | 7 | 2 | ' | 7 | ' | ' | 2 |
| BETH STRUCKHOFF | 66 | 6 | 8 | ' | 1 | ' | ' | 0 |
| MARY STRUCKHOFF | 63 | 11 | 16 | ' | 5 | ' | ' | 1 |
| SHERRIE THUET | 63 | 4 | 1 | ' | 7 | ' | ' | 3 |
| GINA TONSI | 63 | 5 | 10 | ' | 7 | ' | ' | 2 |
| FRANCES WANNER | 62 | 12 | 15 | ' | 7 | ' | ' | 3 |
| GINNIE WANNER | 64 | 7 | 18 | ' | 5 | ' | ' | 2 |
| EVE WATKINS | 63 | 4 | 2 | ' | 7 | ' | ' | 3 |

(Signed) *Lester Ellen Rowan*
(Superintendent or Principal)

Date SEPTEMBER 9, 1980

COR JESU ACADEMY



GRANITE CITY HIGH SCHOOL/NORTH
 4950 Maryville Road
 Granite City, Illinois

1980-81 FIELD HOCKEY ELIGIBILITY

| NAME | DATE OF BIRTH | COUNTY | SEM | SEASON | DATE ENROLL | PHYS. EXAM. |
|---------------------|---------------|-----------|-----|--------|-------------|-------------|
| ALDRIDGE, ELIZABETH | 10/17/65 | St. Clair | 2 | 1 | 8/25/80 | 8/80 |
| BOWELS, GINGER | 10/21/63 | Madison | 3 | 1 | " | " |
| DAMRATH, PAMELA | 7/14/63 | " | 7 | 4 | " | " |
| DOWNING, JULIA | 9/17/64 | " | 5 | 3 | " | " |
| EPPS, DEANNA | 4/22/63 | St. Louis | 7 | 4 | " | " |
| EPPS, ROBIN | 4/5/66 | " | 1 | 1 | " | " |
| GARGAC, CHRISTA | 10/8/64 | Madison | 5 | 1 | " | " |
| HEATON, LISA | 12/1/63 | " | 7 | 4 | " | " |
| HUDSON, SHERRI | 12/30/64 | " | 3 | 2 | " | " |
| KALKA, CATHRINE | 12/17/62 | " | 7 | 2 | " | " |
| KALKA, LISA | 4/23/64 | " | 5 | 1 | " | " |
| KNIGHT, BETH | 10/35/65 | " | 5 | 2 | " | " |
| KNIGHT, SHELLA | | | | | | |
| LAWRENCE, KAY | 10/17/65 | St. Clair | 3 | 1 | " | |
| LYBARGER, BETTI | 7/4/63 | Madison | 7 | 4 | " | " |
| McILVOY, MARY E. | 10/3/64 | " | 5 | 3 | " | |
| MAXFIELD, CONNIE | 2/28/63 | Ohio | 7 | 3 | " | " |
| PATTON, NICHOL | 3/29/65 | Madison | 3 | 2 | " | " |
| SHARP, DALE R. | 1/23/63 | " | 7 | 4 | " | " |
| SIEBERT, CONNIE | 1/3/63 | " | 7 | 3 | " | " |
| SMITH, KIMBERLY | 11/4/65 | " | 3 | 2 | " | " |
| TOWNSEND, JOAN | | " | 3 | 2 | " | " |
| UZUNOFF, CONNIE | 8/28/65 | " | 3 | 1 | " | " |
| WELLS, LISA | 8/29/63 | Jefferson | 7 | 3 | " | " |

Def 1st EDW

Shirree no yes

Sandy yes no

Amy yes yes

Gail no yes

Iris no

NTE

Def 2nd round

^{Vil}Mauck no no

^{Beth}Pentecoff no no

^{Amy}Buchingham yes yes

^{Amy}Peterson no no

Fry ^{Jemie} yes

Game I Championships (New River East)

FIELD HOCKEY SCORE SHEET

10 min OT

DATE Nov. 8, 1980

FIELD Puka Forest (Chicago)

CONDITIONS cold, windy, cloudy

(13)

SHOT CHART

HOME

VISITORS

Shots Asst. Goals No.

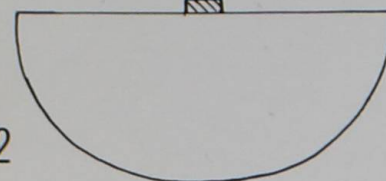
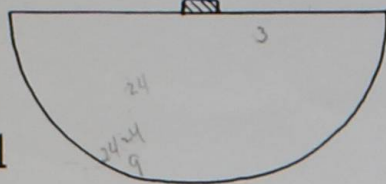
PLAYERS

POS.

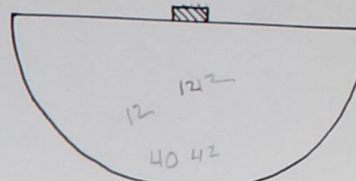
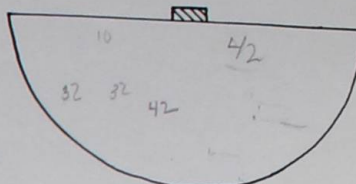
PLAYERS

No. Goals Asst. Shots

SHOT CHART



| HOME | ASST. | GOALS | NO. | PLAYERS | POS. | VISITORS | GOALS | ASST. | NO. | PLAYERS | POS. |
|------|-------|-------|-----|---------------------|------|------------|-------|-------|-----|---------|------|
| | | | 25 | Kunge, Debbie | GOAL | Beebe | G | | 23 | | |
| 2 | 1 | 4 | 4 | Herstemecker, Sandy | RB | Strahorn S | | | 24 | | |
| | | | 23 | Henderson, Kyle | LB | Lakson | RT | | 20 | | |
| | | | 12 | Schoenleber, Dawn | RHB | Fry | CT | | 40 | | |
| | | | 18 | Brising, Dearyle | CHB | Kaminski | LT | | 27 | | |
| | | | 7 | Henderson, Kate | LHB | Thompson | RL | | 8 | | |
| 1 | | | 9 | Guchakob, Jill | RW | Hart | LL | | 10 | | |
| 1 | | | 6 | Schoenleber, Iris | RI | Genitcott | RW | | 28 | | |
| 3 | 2 | 3 | 3 | Armstrong, Amy | CF | Zimmerman | RI | | 12 | | |
| 2 | 1 | 5 | 5 | Hoskins, Sherree | LI | Wuick | LI | | 42 | | |
| 5 | 1 | 24 | 24 | Niebur, Gail | LW | Buckingham | | | 32 | | |



| SUBS | | HOME | POS. | VISITORS | POS. |
|------|--|------|-------------|----------|------------|
| | | 22 | Lewin | LB | Frost |
| | | 12 | Schoenleber | RHB | Meegers |
| | | | | LT | Storrett |
| | | | | | Brinlich |
| | | | | | Logarty |
| | | | | | Gilman |
| | | | | RI | Maloney |
| | | | | | Strahorn |
| | | | | | Lindell |
| | | | | | Schmitz |
| | | | | RI | Buckingham |

NTE 1:42 no, no
2:28 no, no
3:32 yes, yes
4:30 no, no
5:40 yes

PENALTY CORNERS

1 2 3 4 5 6 7 8 9 10
11 12 13 14 15 16 17 18 19 20
21 22 23 24 25 26 27 28 29 30

PENALTY CORNERS

1 2 3 4 5 6 7 8 9 10
11 12 13 14 15 16 17 18 19 20
21 22 23 24 25 26 27 28 29 30

CORNERS

1 2 3 4 5 6 7 8 9 10
11 12 13 14 15 16 17 18 19 20
21 22 23 24 25 26 27 28 29 30

CORNERS

1 2 3 4 5 6 7 8 9 10
11 12 13 14 15 16 17 18 19 20
21 22 23 24 25 26 27 28 29 30

SHOTS AT GOAL

1 2 3 4 5 6 7 8 9 10
11 12 13 14 15 16 17 18 19 20
21 22 23 24 25 26 27 28 29 30
31 32 33 34 35 36 37 38 39 40
41 42 43 44 45 46 47 48 49 50

SHOTS AT GOAL

1 2 3 4 5 6 7 8 9 10
11 12 13 14 15 16 17 18 19 20
21 22 23 24 25 26 27 28 29 30
31 32 33 34 35 36 37 38 39 40
41 42 43 44 45 46 47 48 49 50

GOALIE SAVES

1 2 3 4 5 6 7 8 9 10
11 12 13 14 15 16 17 18 19 20
21 22 23 24 25 26 27 28 29 30
31 32 33 34 35 36 37 38 39 40

GOALIE SAVES

1 2 3 4 5 6 7 8 9 10
11 12 13 14 15 16 17 18 19 20
21 22 23 24 25 26 27 28 29 30
31 32 33 34 35 36 37 38 39 40

1 Ball caught ball between feet 1-2" from line
2nd half on 1 & 2nd came out & kicked away

Pen Stroke
1. Sherree
2. Sandy yes, no
3. Amy yes, yes
5. Gail


SCORING


| TEAM | PLAYER | PER. | TIME | ASSIST. | HOW SCORED |
|------|------------|------|------|--------------|------------|
| HOME | Sandy | 1st | 2:00 | Herstemecker | low right |
| NTE | Buckingham | 1st | 1:12 | Strahorn | high right |
| HOME | Amy | 1st | 3:24 | Strahorn | low right |
| NTE | Gail | 1st | 4:30 | Strahorn | low right |
| HOME | Sherree | 1st | 5:12 | Strahorn | low right |
| NTE | Buckingham | 2nd | 1:12 | Strahorn | high right |
| HOME | Gail | 2nd | 4:00 | Strahorn | low right |
| HOME | Gail | 2nd | 4:42 | Strahorn | low right |


PERIOD SCORES

| TEAM | 1 | 2 | O.T. | O.T. | P.S. | FINAL |
|----------|---|---|------|------|------|-------|
| HOME | 2 | 3 | | | 5 | 5 |
| VISITORS | 1 | 1 | | | 2 | 2 |

UMPIRES: Lois Klatt, Miss Pratt
SCOREKEEPER: _____
TIMER: _____








PLAYER Armstrong, Amy Position CF PLAYER Fochuk, Jill Position RW **PLAYERS SUMMARY** PLAYER Gustavich, Sandy Position FB
 COMMENTS _____ COMMENTS _____ COMMENTS _____

| GAME NO. | TEAM | Shots | Goals | Asst. | Shot Upon | Goalie Saves | GAME NO. | TEAM | Shots | Goals | Asst. | Shot Upon | Goalie Saves | GAME NO. | TEAM | Shots | Goals | Asst. | Shot Upon | Goalie Saves | |
|----------|------|-------|-------|-------|-----------|--------------|----------|------|-------|-------|-------|-----------|--------------|----------|------|-------|-------|-------|-----------|--------------|--|
| 1 | | 2 | 1 | | | | | | | | | | | | | | | | | | |
| 2 | | 3 | | | | | | | 2 | | | | | | | | | | | | |
| 3 | | 4 | 1 | 1 | | | | | 4 | 1 | | | | | | 1 | | | | | |
| 4 | | 7 | 2 | 2 | | | | | 3 | | 1 | | | | | | | | | | |
| 5 | | 4 | - | 7 | | | | | 1 | | | | | | | | | | | | |
| 6 | | 6 | 4 | 1 | | | | | 2 | | 1 | | | | | | | | | | |
| 7 | | 4 | - | - | | | | | 1 | | 1 | | | | | 1 | | | | | |
| 8 | | 6 | 1 | - | | | | | 4 | - | 1 | | | | | | | | | | |
| 9 | | 10 | 2 | | | | | | 2 | | 3 | | | | | 1 | | | | | |
| 10 | | 8 | 2 | | | | | | 6 | | 1 | | | | | | | | | | |
| 11 | | 4 | 1 | | | | | | 3 | | | | | | | | | | | | |
| 12 | | 7 | 1 | | | | | | 9 | | 2 | | | | | 1 | 1 | | | | |
| 13 | | 3 | 2 | | | | | | 1 | | | | | | | 2 | 1 | | | | |
| 14 | | 2 | | 1 | | | | | | | | | | | | | | | | | |
| 15 | | | | | | | | | | | | | | | | | | | | | |
| 16 | | | | | | | | | | | | | | | | | | | | | |
| 17 | | | | | | | | | | | | | | | | | | | | | |
| 18 | | | | | | | | | | | | | | | | | | | | | |
| 19 | | | | | | | | | | | | | | | | | | | | | |
| 20 | | | | | | | | | | | | | | | | | | | | | |
| TOTAL | | | | | | | | | | | | | | | | | | | | | |

~~17~~ 5
 22

~~1-10~~
 11

~~2~~
 2



PLAYER Henderson Kate Position LH
 COMMENTS


PLAYERS SUMMARY
 PLAYER Henderson Kyle Position FB
 COMMENTS


PLAYER Hoskins Sheree Position
 COMMENTS

| GAME NO. | TEAM | Shots | Goals | Asst. | Shot Upon | Goalie Saves | GAME NO. | TEAM | Shots | Goals | Asst. | Shot Upon | Goalie Saves | GAME NO. | TEAM | Shots | Goals | Asst. | Shot Upon | Goalie Saves | |
|----------|------|-------|-------|-------|-----------|--------------|----------|------|-------|-------|-------|-----------|--------------|----------|------|-------|-------|-------|-----------|--------------|--|
| 1 | | | | | | | | | | | | | | | | | | | | | |
| 2 | | | | | | | | | | | | | | | | 2 | | 1 | | | |
| 3 | | | | | | | | | | | | | | | | 5 | - | - | | | |
| 4 | | | | | | | | | | | | | | | | 6 | 2 | | | | |
| 5 | | | | | | | | | | | | | | | | 3 | 2 | | | | |
| 6 | | | | | | | | | | | | | | | | 6 | 2 | | | | |
| 7 | | | | | | | | | | | | | | | | 1 | - | 1 | | | |
| 8 | | | | | | | | | | | | | | | | 3 | - | - | | | |
| 9 | | | | 1 | | | | | | | | | | | | 3 | - | - | | | |
| 10 | | | | 1 | | | | | | | | | | | | 4 | 1 | 1 | | | |
| 11 | | | | | | | | | | | | | | | | 4 | | 1 | | | |
| 12 | | | | 1 | | | | | | | | | | | | 2 | 1 | | | | |
| 13 | | | | | | | | | | | | | | | | 6 | 1 | 1 | | | |
| 14 | | | | | | | | | | | | | | | | 2 | 1 | | | | |
| 15 | | | | | | | | | | | | | | | | 1 | 1 | | | | |
| 16 | | | | | | | | | | | | | | | | | | | | | |
| 17 | | | | | | | | | | | | | | | | | | | | | |
| 18 | | | | | | | | | | | | | | | | | | | | | |
| 19 | | | | | | | | | | | | | | | | | | | | | |
| 20 | | | | | | | | | | | | | | | | | | | | | |
| TOTAL | | | | | | | | | | | | | | | | | | | | | |

~~3~~

~~11 5~~
~~2~~
 16





PLAYER *Schoerleker, Ins*

Position

15

PLAYER *Lange* **PLAYERS SUMMARY**

Position

goalie

PLAYER *Schoerleker, Dawn*

Position

COMMENTS

COMMENTS

COMMENTS

| GAME NO. | TEAM | Shots | Goals | Asst. | Shot Upon | Goalie Saves | GAME NO. | TEAM | Shots | Goals | Asst. | Shot Upon | Goalie Saves | GAME NO. | TEAM | Shots | Goals | Asst. | Shot Upon | Goalie Saves | | |
|----------|------|-------|-------|-------|-----------|--------------|----------|------|-------|-------|-------|-----------|--------------|----------|------|-------|-------|-------|-----------|--------------|---|--|
| 1 | | 1 | | 1 | | | | | | | | 10 | 5 | | | | | | | | | |
| 2 | | 1 | | | | | | | | | | | | | | | | | | | | |
| 3 | | 3 | - | 1 | | | | | | | | | | | | | | | | | | |
| 4 | | 1 | 1 | - | | | | | | | | | | | | | | | | | | |
| 5 | | - | - | | | | | | | | | | | | | | | | | | | |
| 6 | | 3 | - | 1 | | | | | | | | | | | | | | | | | | |
| 7 | | 2 | - | - | | | | | | | | | | | | | | | | | | |
| 8 | | 3 | 1 | + | | | | | | | | | | | | | | | | | 2 | |
| 9 | | 3 | 1 | 1 | | | | | | | | | | | | | | | | | | |
| 10 | | 3 | | | | | | | | | | | | | | | | | | | | |
| 11 | | - | - | - | | | | | | | | | | | | | | | | | | |
| 12 | | 2 | 1 | + | | | | | | | | | | | | | | | | | | |
| 13 | | 1 | | | | | | | | | | | | | | | | | | | | |
| 14 | | 1 | | | | | | | | | | | | | | | | | | | | |
| 15 | | | | | | | | | | | | | | | | | | | | | | |
| 16 | | | | | | | | | | | | | | | | | | | | | | |
| 17 | | | | | | | | | | | | | | | | | | | | | | |
| 18 | | | | | | | | | | | | | | | | | | | | | | |
| 19 | | | | | | | | | | | | | | | | | | | | | | |
| 20 | | | | | | | | | | | | | | | | | | | | | | |
| TOTAL | | | 4 | 4 | | | | | | | | | | | | | | | | | 2 | |

0-2
W
2

RULE 4 PLAYING THE GAME

SECTION 1. Starting or Restarting Play -- Bully

Art. 1 . . . The game shall be started with a bully in the center of the field. A bully in the center of the field shall also restart the game following each goal and at the beginning of the second half. Play will be restarted with a bully on the spot following simultaneous fouls, a time-out when no foul has occurred or when the ball has been lodged in clothing of a player or an official.

Art. 2 . . . In taking the bully, each player shall stand squarely facing the sideline with the goal line her team is defending to her right and shall alternately strike the ground on her side of the ball and then her opponent's stick above the ball three times, after which one player must strike the ball before it is in play. Only the flat face of the stick may be used for making contact with an opponent's stick and ball must be motionless during the bully.

Art. 3 . . . Neither bullying player may move her feet until the ball is out in play.

Art. 4 . . . All other players must be nearest the goal line they are defending than the ball and must be at least 5 yards from the ball until it is in play.

Art. 5 . . . A bully in the striking circle must be taken at least 5 yards from the goal line.

PENALTIES:

1. For violation of the bully provision, bully is repeated.
2. For repeated violations by one team, award a free-hit to the opponent. Within the circle, persistent violations by defenders will result in a penalty corner for the attackers.

See Comments on the Rules

SECTION 2. Ball In and Out of Play

Art. 1 . . . The ball is out of play when it has completely crossed a goal line or sideline, whether on the ground or in flight. The official shall sound her whistle to indicate the ball is out of play.

Art. 2 . . . A player need not be in the field of play in order to play the ball.

Art. 3 . . . The ball is in play at all other times, from the start of the game to the finish, including when it rebounds from a goal post, crossbar or corner flag post into the field of play, or touches an official in the field of play, or until an official sounds her whistle.

SECTION 3. Out-of-Bounds -- Sideline -- Push-in (Flick-in)

Art. 1 . . . The ball is out-of-bounds when it passes entirely across a sideline. A push-in or flick-in is awarded to the opponent of the player who last touched the ball prior to its going out-of-bounds.

Art. 2 . . . During the push-in or flick-in, no other player of either team shall be within 5 yards of the ball. Sufficient time must be allowed for all players to vacate this area. If, in the opinion of the official, any player remains within 5 yards in order to gain time, the push-in or flick-in shall not be delayed.

Art. 3 . . . In taking a push-in or flick-in, the ball is placed motionless on the sideline where it went out-of-bounds. The ball shall be pushed or flicked in without delay. When a flick-in is used, the ball shall not rise above the knee level.

Art. 4 . . . After taking a push-in or flick-in, that player shall not again play the ball, nor approach within playing distance of ball until it has been touched or played by another player. If any player is within 5 yards of the ball at the time of the push-in, the official may require the push-in to be taken again.

PENALTIES:

- 1. For violation by the player taking the stroke, the push-in shall be awarded to the opponent. Except for violation of Article 4 when a free hit is awarded.

• See Comments on the Rules

Mat
Goals - 17
14
N. Wells 17
D. Seyfert 18

RULE 4 PLAYING THE GAME

SECTION 1. Starting or Restarting Play -- Bully

Art. 1 . . . The game shall be started with a bully in the center of the field. A bully in the center of the field shall also restart the game following each goal and at the beginning of the second half. Play will be restarted with a bully on the spot following simultaneous fouls, a time-out when no foul has occurred or when the ball has been lodged in clothing of a player or an official.

Art. 2 . . . In taking the bully, each player shall stand squarely facing the sideline with the goal line her team is defending to her right and shall alternately strike the ground on her side of the ball and then her opponent's stick above the ball three times, after which one player must strike the ball before it is in play. Only the flat face of the stick may be used for making contact with an opponent's stick and ball must be motionless during the bully.

Art. 3 . . . Neither bullying player may move her feet until the ball is out in play.

Art. 4 . . . All other players must be nearest the goal line they are defending than the ball and must be at least 5 yards from the ball until it is in play.

Art. 5 . . . A bully in the striking circle must be taken at least 5 yards from the goal line.

PENALTIES:

1. For violation of the bully provision, bully is repeated.
2. For repeated violations by one team, award a free-hit to the opponent. Within the circle, persistent violations by defenders will result in a penalty corner for the attackers.

See Comments on the Rules

SECTION 2. Ball In and Out of Play

Art. 1 . . . The ball is out of play when it has completely crossed a goal line or sideline, whether on the ground or in flight. The official shall sound her whistle to indicate the ball is out of play.

Art. 2 . . . A player need not be in the field of play in order to play the ball.

Art. 3 . . . The ball is in play at all other times, from the start of the game to the finish, including when it rebounds from a goal post, crossbar or corner flag post into the field of play, or touches an official in the field of play, or until an official sounds her whistle.

SECTION 3. Out-of-Bounds -- Sideline -- Push-in (Flick-in)

Art. 1 . . . The ball is out-of-bounds when it passes entirely across a sideline. A push-in or flick-in is awarded to the opponent of the player who last touched the ball prior to its going out-of-bounds.

Art. 2 . . . During the push-in or flick-in, no other player of either team shall be within 5 yards of the ball. Sufficient time must be allowed for all players to vacate this area. If, in the opinion of the official, any player remains within 5 yards in order to gain time, the push-in or flick-in shall not be delayed.

Art. 3 . . . In taking a push-in or flick-in, the ball is placed motionless on the sideline where it went out-of-bounds. The ball shall be pushed or flicked in without delay. When a flick-in is used, the ball shall not rise above the knee level.

Art. 4 . . . After taking a push-in or flick-in, that player shall not again play the ball, nor approach within playing distance of ball until it has been touched or played by another player. If any player is within 5 yards of the ball at the time of the push-in, the official may require the push-in to be taken again.

PENALTIES:

1. For violation by the player taking the stroke, the push-in shall be awarded to the opponent. Except for violation of Article 4 when a free hit is awarded.

See Comments on the Rules

Mat
Fouls - 17
14

N. Welles 17
D. Seyfert 18

-1309-663-6377
applicant for